



मध्याह्न भोजन योजना  
Mid Day Meal Scheme

**1<sup>st</sup> HALF YEARLY MONITORING REPORT  
OF  
Xavier Institute of Social Service, Ranchi  
(Monitoring Institution)  
on  
Mid Day Meal Scheme for the State/UT of  
JHARKHAND**

**Period: 1<sup>st</sup> Oct. 2011 to 31<sup>st</sup> March 2012**

**Districts Covered**

- 1. Deoghar**
- 2. Godda**
- 3. Sahibganj**
- 4. Pakur**
- 5. Dumka**
- 6. Jamtara**

## FOREWORD

Mid Day Meal Scheme is an ambitious campaign to justify Right to Food Act and to fight against food insecurity as well as the structural roots of hunger in the country. It has been recorded as the largest school lunch programme in the world with 12 crores school children availing it. The study entitled as '1<sup>st</sup> Half Yearly Monitoring Report' (2011-12) is the intrinsic part of the yearly monitoring, undertaken to review and analyze its efficacy and impact on education, health and social aspects of the society.

The Ministry of Human Resource Development has, therefore, intended to gather data on progress of the project during the period 01.10.2011 to 31.03.2012, through a detailed six monthly monitoring activities in the sample districts/blocks. The main objectives of this half yearly report were:

- Assessment and analysis of the implementation of approved interventions and processes underlying these interventions at school level keeping in view the overreaching goals of the provisions under Right to Food Act 2009, and
- Verify process and procedures undertaken for implementation of MDM by sample check progress in achievement of some key outcome indicators.
- Identification of the socio-cultural or other barriers coming in the way of successful implementation of the schematic intervention and attainment of goals against the essential demands of the campaign.

We are extremely grateful to the Director-MDM and the Under Secretary, MHRD, Govt. of India for entrusting us this major task. We also convey our sense of gratitude to the Senior Consultants (Monitoring), National Support Group (NSG), Ed.CIL, New Delhi and all the concerned Government Officials/functionaries of the sample six districts for their constant support in providing the necessary information.

The monitoring Team of our Institute (MI) has been set up under the leadership of Mr. Ajit Tirkey, who as the Nodal Officer has efficiently coordinated the stakeholders at different levels and led the team members on the way to compile the report through minutely analyzing the data procured and them with the observations made during the field research.

The regular monitoring has given an impression to all the stakeholders that the central government is serious to address the critical issues in the context of nutritional emergency on the way to attain a comprehensive entitlement of food to all.

The overall impact is yet to be realized, however, I hope that the findings of the report would be useful to the Ministry of HRD, both at the state and the centre to realize the achievements and the areas of concern. I earnestly wish that in the years to come, the corrective measures and steps could be taken accordingly and the campaign would definitely have an impact on literacy, education and social sphere.

Date: 25<sup>th</sup> July 2012  
Place: XISS Ranchi

Dr. Alexius Ekka sj  
Director

## **ACKNOWLEDGEMENT**

The Monitoring Report entitled “1<sup>st</sup> Half Yearly Monitoring Report 2011-12 has been compiled depicting the progress of the Mid Day Meal Scheme in Jharkhand from 01.10.2011 to 31.03.2012. The report presents a detailed account of MDM in terms of its implementation and progress particularly made in the sample districts of Deoghar, Godda, Sahibganj, Pakur, Dumka and Jamtara.

At the outset, we express our deep sense of gratitude to Dr. Amarjeet Singh, Joint Secretary (EE.1), Shri Gaya Prasad, Director, MDM and other officials at the Ministry of HRD, New Delhi for entrusting this major task to undertake the monitoring activities in Jharkhand State.

We are obliged to Dr. Mridula Sircar, Consultant, MDM, Technical Support Group (TSG), Ed.CIL, New Delhi for their continuous support and guidance to carry out the task as per the framework.

All the officials and functionaries/personnel at the state, sample districts and blocks are genuinely creditable, as the intensive monitoring of all the issues and interventions under this ambitious campaign could be carried out only because of their kind cooperation and support extended towards our team members.

We remain indebted to the Director - XISS, Dr. Alexius Ekka sj, and the HOD-Research & Planning, Dr Himadri Sinha for their ever encouraging stance of motivation and support - always showing us the way out and on.

Our thanks are also due to all the sample respondents, (i.e. teachers, parents, committee members, key and elderly villagers, school-children etc.) who responded extensively to the endless queries of ours during data collection and field verification.

The Project Assistant, A.R. Baitha, Nirmal Mishra, Shree Ram Mishra (Data Entry) and all the team members deserve thanks for their team spirit and work during the hectic hours of data collection and tabulation.

AJIT TIRKEY  
XISS RANCHI

Nodal Officer (MI)  
SSA/MDM - JKH

## TABLE OF CONTENTS

	<b>Page No.</b>
Foreword	02-08
Acknowledgement	
Table of Contents	
List of Graphs	
List of Tables with Key Findings	
Abbreviation	
1. General Information	09-10
2. Executive Summary for the sample districts of Deoghar, Godda, Sahibganj, Pakur, Dumka and Jamtara in Jharkhand State for the period 1 <sup>st</sup> Oct. 2011 to 31 <sup>st</sup> March 2012	11-24
3.1 District Summary of the School Reports covered for the period 1 <sup>st</sup> Oct. 2011 to 31 <sup>st</sup> March 2012 in sample district <b>Deoghar</b> List of Tables with Key Findings	25-33
3.2 District Summary of the School Reports covered for the period 1 <sup>st</sup> Oct. 2011 to 31 <sup>st</sup> March 2012 in sample district <b>Godda</b> List of Schools with Key Findings	34-42
3.3 District Summary of the School Reports covered for the period 1 <sup>st</sup> Oct. 2011 to 31 <sup>st</sup> March 2012 in sample district <b>Sahibganj</b> List of Schools with Key Findings	43-51
3.4 District Summary of the School Reports covered for the period 1 <sup>st</sup> Oct. 2011 to 31 <sup>st</sup> March 2012 in sample district <b>Pakur</b> List of Schools with Key Findings	52-60
3.5 District Summary of the School Reports covered for the period 1 <sup>st</sup> Oct. 2011 to 31 <sup>st</sup> March 2012 in sample district <b>Dumka</b> List of Schools with Key Findings	61-68
3.6 District Summary of the School Reports covered for the period 1 <sup>st</sup> Oct. 2011 to 31 <sup>st</sup> March 2012 in sample district <b>Jamtara</b> List of Schools with Key Findings	69-76
4. Annexure	77-85
4.1 List of Schools with DISE Code visited by MI	
4.2 List of the Schools visited, Contact Persons & Designation	

## **LIST OF GRAPHS**

- Graph 01: Regular Cooking of Meal
- Graph 02: Supply of Food Grains to School
- Graph 03: Weekly Menu
- Graph 04: Quality and Quantity of Meal
- Graph 05: Food Supplement and Health Card
- Graph 06: Number of Cooks and their Payment
- Graph 07: Kitchen Sheds-cum-Store
- Graph 08: Storage of Food Grains, Potable Water and Utensils
- Graph 09: Fuel used for Cooking
- Graph 10: Safety and Hygiene
- Graph 11: Community Participation

## **LIST OF SCHOOLS WITH KEY FINDINGS**

### **D1 – Deoghar**

- Table No. 01 List of Schools Not Serving Meal Regularly
- Table No. 02 List of Schools Not Received Food Grains to School Level Regularly
- Table No. 03 List of Schools Not Received Cooking Cost Regularly
- Table No. 04 List of Schools with Menu Not Displayed
- Table No. 05 List of Schools with Children Not Satisfied with Quality/Quantity of Food
- Table No. 06 List of Schools Not Providing Supplementary Food
- Table No. 07 List of Schools with Remuneration Not Paid to Cooks/Helpers Regularly
- Table No. 08 List of Schools with No Pucca Kitchen cum Storeroom
- Table No. 09 List of Schools with No Proper Safety and Hygiene
- Table No. 10 List of Schools with No Community Participation

### **D2 – Godda**

- Table No. 01 List of Schools Not Serving Meal Regularly
- Table No. 02 List of Schools Not Received Food Grains to School Level Regularly
- Table No. 03 List of Schools Not Received Cooking Cost Regularly
- Table No. 04 List of Schools with Menu Not Displayed
- Table No. 04 List of Schools with Children Not Satisfied with Quality/Quantity of Food
- Table No. 05 List of Schools Not Providing Supplementary Food
- Table No. 06 List of Schools with Remuneration Not Paid to Cooks/Helpers Regularly
- Table No. 07 List of Schools with No Pucca Kitchen cum Storeroom
- Table No. 08 List of Schools with No Proper Safety and Hygiene
- Table No. 09 List of Schools with No Community Participation

### **D3 – Sahibganj**

- Table No. 01 List of Schools Not Received Food Grains to School Level Regularly
- Table No. 02 List of Schools Not Received Cooking Cost Regularly
- Table No. 03 List of Schools with Menu Not Displayed
- Table No. 04 List of Schools with Children Not Satisfied with Quality/Quantity of Food
- Table No. 05 List of Schools Not Providing Supplementary Food
- Table No. 06 List of Schools with Remuneration Not Paid to Cooks/Helpers Regularly
- Table No. 07 List of Schools with No Pucca Kitchen cum Storeroom
- Table No. 08 List of Schools with No Safety and Hygiene
- Table No. 09 List of Schools with No Community Participation

#### **D4 – Pakur**

Table No. 01 List of Schools Not Received Food Grains to School Level Regularly  
Table No. 02 List of Schools Not Received Cooking Cost Regularly  
Table No. 03 List of Schools with Menu Not Displayed  
Table No. 04 List of Schools with Children Not Satisfied with Quality/Quantity of Food  
Table No. 06 List of Schools with Remuneration Not Paid to Cooks/Helpers Regularly  
Table No. 05 List of Schools Not Providing Supplementary Food  
Table No. 06 List of Schools with No Pucca Kitchen cum Storeroom  
Table No. 07 List of Schools with No Community Participation

#### **D – Dumka**

Table No. 01 List of Schools Not Serving Meal Regularly  
Table No. 02 List of Schools Not Received Food Grains to School Level Regularly  
Table No. 03 List of Schools Not Received Cooking Cost Regularly  
Table No. 04 List of Schools with Menu Not Displayed  
Table No. 05 List of Schools with Children Not Satisfied with Quality/Quantity of Food  
Table No. 05 List of Schools Not Providing Supplementary Food  
Table No. 06 List of Schools with Remuneration Not Paid to Cooks/Helpers Regularly  
Table No. 07 List of Schools with No Pucca Kitchen cum Storeroom  
Table No. 08 List of Schools with No Community Participation

#### **D – 6 Jamtara**

Table No. 01 List of Schools Not Received Food Grains to School Level Regularly  
Table No. 02 List of Schools Not Received Cooking Cost Regularly  
Table No. 03 List of Schools with Menu Not Displayed  
Table No. 04 List of Schools with Children Not Satisfied with Quality/Quantity of Food  
Table No. 05 List of Schools Not Providing Supplementary Food  
Table No. 06 List of Schools with Remuneration Not Paid to Cooks/Helpers Regularly  
Table No. 07 List of Schools with No Pucca Kitchen cum Storeroom  
Table No. 08 List of Schools with No Proper Safety and Hygiene  
Table No. 08 List of Schools with No Community Participation

## LIST OF ABBREVIATIONS

<b>ADPO</b>	Additional District Programme Officer	<b>MOU</b>	Memorandum of Agreement
<b>BEO</b>	Block Education Extension Officer	<b>MS</b>	Middle School
<b>BPO</b>	Block Programme Officer	<b>NCLP</b>	National Child Labour Programme
<b>BRC</b>	Block Resource Centre	<b>NGO</b>	Non Government Organization
<b>BRP</b>	Block Resource Person	<b>NPS</b>	<i>Nav Prathamik</i> School
<b>CAL</b>	Computer Aided Learning	<b>NSG</b>	National Support Group
<b>CD</b>	Community Development	<b>OBC</b>	Other Backward Caste
<b>CRC</b>	Cluster Resource Centre	<b>OoSC</b>	Out of School Children
<b>CRP</b>	Cluster Resource Person	<b>PRI</b>	Panchayati Raj Institution
<b>CWSN</b>	Children With Special Needs	<b>PS</b>	Primary School
<b>DCF</b>	Data Capture Format	<b>PTA</b>	Parents Teacher Association
<b>DIET</b>	District Institute of Education & Training	<b>RMS</b>	Rajkiyakrit Middle School
<b>DISE</b>	District Information System & Education	<b>RTE</b>	Right To Education
<b>DPO</b>	District Programme Officer	<b>RTI</b>	Right To Information
<b>DSE</b>	District Superintendent of Education	<b>SC</b>	Scheduled Caste
<b>Ed.CIL</b>	Education Consultant India Limited	<b>ST</b>	Scheduled Tribe
<b>FAO</b>	Food and Agriculture Organization	<b>SHG</b>	Self Help Group
<b>GOI</b>	Government of India	<b>SMC</b>	School Management Committee
<b>IFA</b>	Iron Folic Acid	<b>SPD</b>	State Project Director
<b>JE</b>	Junior Engineer	<b>SSA</b>	<i>Sarva Shiksha Abhiyan</i>
<b>JEPC</b>	Jharkhand Education Project Council	<b>STC</b>	Special training Centre
<b>JKH</b>	Jharkhand	<b>TOR</b>	Terms of Reference
<b>KGBV</b>	Kasturba Gandhi Balika Vidyalaya	<b>TSG</b>	Technical Support Group
<b>MDM</b>	Mid Day Meal	<b>UMS</b>	Upgraded Middle School
<b>MHRD</b>	Ministry of Human Resource Development	<b>UPS</b>	Upper Primary School
<b>MI</b>	Monitoring Institution	<b>UT</b>	Union Territory
<b>MIS</b>	Monitoring & Information System	<b>VEC</b>	Village Education Committee
<b>MTA</b>	Mother Teacher Association	<b>XISS</b>	Xavier Institute of Social Service



**1<sup>st</sup> Half Yearly Monitoring Report of Xavier Institute of Social Service, Ranchi (Monitoring Institution) on MDMS for the State/UT of Jharkhand for the period of 1<sup>st</sup> Oct. 2011 to 31<sup>st</sup> March 2012**

**1. General Information**

<b>S N</b>	<b>Information</b>	<b>Details</b>		
1.	Name of the monitoring institute	Xavier Institute of Social Service		
2.	Period of the report	1 <sup>st</sup> Oct. 2011 to 31 <sup>st</sup> March 2012		
3.	No. of Districts allotted	-06-		
4.	Districts' name	1-Deoghar, 2-Godda, 3-Sahibganj, 4-Pakur, 5-Dumka, 6-Jamtara		
5.	Date of visit to the Districts / Schools (Information is to be given district wise i.e District 1, District 2, District 3 etc)	February & March 2012		
6.	Total number of schools covered by MI in sample districts (Information is to be given district wise i.e. District 1, District 2, District 3 etc.)	District 1: 40, District 2 : 40 District 3: 40, District 4 : 40 District 5: 40, District 6 : 40		
7.	Total number of elementary schools (primary and upper primary to be counted separately) in the Districts Covered by MI (Information is to be given district wise i.e District 1, District 2, District 3 etc.)	<b>District</b>	<b>PS</b>	<b>UPS</b>
		Deoghar	13	27
		Godda	13	27
		Sahibganj	09	31
		Pakur	07	33
		Dumka	17	23
Jamtara	14	26		
8.	What percentage of schools covered in all the Districts allotted:	-		
9.	<b>No. of schools visited component wise</b>			
A	Schools in Rural Area	151		
a)	Primary School	41		
b)	Upper Primary School	110		
c)	Upper Primary Schools with Primary Classes	110		
B	Schools in Urban Areas	89		
d)	Primary School	32		
e)	Upper Primary School	57		
f)	Upper Primary Schools with Primary Classes	57		
C	NCLP Schools	01		
D	School sanctioned with Kitchen cum Stores	184		
E	Schools having Cook cum helpers engaged as per norm	222		
10.	Number of schools visited by Nodal Officer of the Monitoring Institute	113		
11.	Whether the draft report has been shared with the Director of the nodal department implementing MDMS : YES / NO	Yes		
12.	After submission of the draft report to the Director of the nodal department implementing MDMS whether the MI has received any observation from the Directorate : YES / NO	No		

#### 14. Details regarding discussion held with state officials

Before taking up the field level study, the state functionaries/officials i.e. State Director and other officials concerned have been approached to share the process of monitoring. The State team helped us by intimating the district about the monitoring and visit date. They also instructed the district for necessary support as per the requirement duly referring the letter from MHRD at the Centre.

#### 15. Selection Criteria for Schools

The selection of sample schools was done as per the TOR of Ministry of HRD. In total 40 Schools of various category has been selected. The purposive sampling technique and random sampling technique has been used to select the sample schools/centres. The district and Block officials were also involved.

#### Sampling/Sample Size

Sl. No.	Parameters/Criterion for the Selection of Schools	CD Blocks			Total
		Rural	Rural	Urban	
01.	High Gender Gap in Enrolment	1	1	2	4
02.	Higher Proportion of SC/ST Students	1	2	2	5
03.	Low Retention Rate & High Drop-Out Rate	1	1	1	3
04.	Habitation with Out of School Children (OoSC)	1	1	-	2
05.	Habitation with Urban Deprived Children	-	-	2	2
06.	Habitation with Seasonal Migration	1	1	-	2
07.	Forest/Far Flung Area	1	1	-	2
08.	Habitation with Recurrent Natural Calamity	1	1	1	3
09.	Special Training Centres - Residential	1	1	1	3
10.	Special Training Centres - Non-Residential	1	1	1	3
11.	Civil Work Sanctioned	1	-	1	2
12.	Children With Special Needs (CWSN)	1	1	1	3
13.	Computer Aided Learning (CAL)	1	1	1	3
14.	Kasturba Gandhi Balika Vidyalaya (KGBV)	1	1	1	3
	<b>Total</b>	<b>13</b>	<b>13</b>	<b>14</b>	<b>40</b>

**Note:** *KGBVs monitored are inclusive of the total sampled schools, but not included in the district reports as they have separate funds for the meals etc. and thus, not covered by the funds under MDM scheme.*

#### 16. Items to be attached with the report:

- A. List of Schools with DISE code visited by MI - Yes
- B. List of the Schools visited, Contact Persons & Designation - Yes
- C. List of Schools as per Key Findings - Yes

## 2. Executive Summary of all the District Reports

### 1. Regularity in Supply of Hot Cooked Meal:

Items to be captured/Sample districts	D1-Deoghar	D2-Godda	D3-Sahibganj	D4-Pakur	D5-Dumka	D6 - Jamtara
i. Percentage of Schools serving hot cooked meal regularly.	89%	78%	100%	100%	97%	100%
<b>Overall Observations: 94 per cent sample schools are serving hot and cooked meal regularly.</b>						
ii. If hot cooked meal is not served regularly, reasons thereof.	No supply of Food Grains and non availability of Cooking Cost	No supply of Food Grains and non availability of Cooking Cost	NA	NA	No supply of Food Grains and non availability of Cooking Cost	NA
<b>Overall Observations: The reasons for not serving meal are no supply of food grains and non availability of cooking cost.</b>						
iii. Is there any prescribed norm for consideration for irregularity in serving MDM	No meal for 3 consecutive days	No meal for 3 consecutive days	No meal for 3 consecutive days	No meal for 3 consecutive days	No meal for 3 consecutive days	No meal for 3 consecutive days
<b>Overall Observations: The prescribed norm to consider irregularity is 3 days. However, interruption is noticed for the period ranging from 05-35 days.</b>						
iv. Quality and quantity of meal in the opinion of teachers, students or SMC members and any problems to children in serving MDM.	Clean in 65% & Sufficient in 27% sample schools	Clean in 32% & Sufficient in 24% sample schools	Clean in 59% & Sufficient in 65% sample schools	Clean in 24% & Sufficient in 38% sample schools	Clean in 59% & Sufficient in 65% sample schools	Clean in 30% & Sufficient in 20% sample schools
<b>Overall Observations: Children are satisfied with the quality and quantity of the meal served in 47% and not satisfied in 53% schools in the sample districts.</b>						

### 2. Trends

Items to be captured/Sample districts	D1-Deoghar	D2-Godda	D3-Sahibganj	D4-Pakur	D5-Dumka	D6 - Jamtara
i. Number of children enrolled in schools	9577	14493	13094	14295	7350	8065
<b>Overall Observations: The status of enrollment in sample schools/centres is largely reflects the locations of the habitations and the density of population.</b>						
ii. Number of children availed MDM as per MDM register	4904	9095	5980	4122	3365	3810
<b>Overall Observations: MDM registers are maintained in the light of the attendance registers.</b>						
iii. Number of children availed MDM on the day of visit	4904	9095	5980	4122	3365	3810
<b>Overall Observations: Usually the children present on the day do avail MDM. The percent of children who avoid MDM is higher in urban areas.</b>						
iv. Number of children availed MDM on the previous day of visit.	5127	9624	6868	5213	3602	4004
<b>Overall Observations: The number of children availed MDM on the previous day of visit is same as the number of children present.</b>						

### 3. Regularity in Supply of Food Grain:

Items to be captured/Sample districts	D1- Deoghar	D2- Godda	D3- Sahibganj	D4- Pakur	D5- Dumka	D6 - Jamtara
(i) Is school/implementing agency receiving food grain regularly? If there is delay in delivering food grains, what is the extent of delay and reasons for the same?	89%	89%	92%	92%	92%	92%
	Depart-mental delay	Depart-mental delay	Depart-mental delay	Depart-mental delay	Depart-mental delay	Depart-mental delay
ii. Is the quality of food grain FAO?	No	No	No	No	No	No
<b>Overall Observations: The food grains are being received by 91% schools visited. However, the quality of food grain supplied is not as per FAO standard.</b>						
iii. Is buffer stock of one-month's requirement maintained?	89%	89%	84%	65%	70%	70%
<b>Overall Observations: One month's buffer stock is maintained provided the supply of food grain is regular in 78% sample schools.</b>						
iv. Is the food grains delivered at the school?	92%	92%	95%	70%	81%	78%
<b>Overall Observations: The food grains are directly delivered to the 85% sample schools/units.</b>						

### 4. Payment of Cost of Food Grain to FCI: -

Items to be captured/Sample districts	D1- Deoghar	D2- Godda	D3- Sahibganj	D4- Pakur	D5- Dumka	D6 - Jamtara
<b>a) Enabling conditions: -</b>						
i. Is payment of cost of food grain to FCI made monthly? Which is the stipulated time?	No	No	No	No	No	No
<b>Overall Observations: The payment of cost of food grain to FCI is not made monthly and hence there is complaint of delay by the client.</b>						
ii. Has payment of cost of food grain to FCI made for the previous month?	No	No	No	No	No	No
<b>Overall Observations: There is complaint of payment remaining due and the client has to stop the supply as reminder.</b>						
ii. Reasons for irregular payment, if any	Delay from the deptt.	Delay from the deptt.	Delay from the deptt.	Delay from the deptt.	Delay from the deptt.	Delay from the deptt.
<b>Overall Observations: The delay in sanctioning and releasing of funds is seen quite often due slow and cumbersome process in the administrative circle.</b>						

### 5. Regularity in Delivering Cooking Cost at the School Level:

Items to be captured/Sample districts	D1- Deoghar	D2- Godda	D3- Sahibganj	D4- Pakur	D5- Dumka	D6 - Jamtara
i. Number of schools /implementing agency receiving cooking cost in advance regularly?	27 PS/UPS	28 PS/UPS	35 PS/UPS	26 PS/UPS	29 PS/UPS	28 PS/UPS
<b>Overall Observations: 78% sample PS/UPS are receiving cooking cost in advance regularly.</b>						
ii. If there is delay in delivering cooking cost what is the extent of delay and reasons for it?	Procedural delay	Procedural delay	Procedural delay	Procedural delay	Procedural delay	Procedural delay
<b>Overall Observations: It is always provided in advance, but the problem arises due to procedural delay in next advance.</b>						

iii. In case of delay, how school/implementing agency manages to ensure that there is no disruption in the feeding programme?	Credit	Credit	Credit	Credit	Credit	Credit
<b>Overall Observations: In case of delay the schools/agencies make their own arrangement. But often the cooks remain unpaid until the next payment is made after 3-6 months gap.</b>						
iv. Is cooking cost paid by Cash or through banking channel?	Banking channel	Banking channel	Banking channel	Banking channel	Banking channel	Banking channel
<b>Overall Observations: Apart from the usual banking facility, E-transfer has been also introduced recently.</b>						

## 6. Social Equity: -

Items to be captured/Sample districts	D1-Deoghar	D2-Godda	D3-Sahibganj	D4-Pakur	D5-Dumka	D6 - Jamtara
a) In the classroom: -	Together and mixed	Together and mixed	Together and mixed	Together and mixed	Together and mixed	Together and mixed
i. Sitting arrangement for the children during serving of MDM.	Together and mixed	Together and mixed	Together and mixed	Together and mixed	Together and mixed	Together and mixed
<b>Overall Observations: Children sit together but in a number of groups to accommodate each one.</b>						
ii. Did you observe any gender or caste or community discrimination in cooking or serving or seating arrangements?	No	No	No	No	No	No
<b>Overall Observations: No discrimination is observed in terms of gender, caste or community in cooking or serving or seating arrangements.</b>						

## 7. Menu: -

Items to be captured/Sample districts	D1-Deoghar	D2-Godda	D3-Sahibganj	D4-Pakur	D5-Dumka	D6 - Jamtara
i. Number of schools where menu is displayed on the wall and noticeable.	24	23	30	28	33	35
<b>Overall Observations: The weekly menu is a part of wall writing and quite noticeable in 78% sample schools.</b>						
i. Who decides the menu?	SPO	SPO	SPO	SPO	SPO	SPO
<b>Overall Observations: The weekly menu is centrally decided and has been implemented statewide.</b>						
ii. Does daily menu includes rice/wheat, pulses (dal) and vegetable	Yes except wheat.	Yes except wheat.	Yes except wheat.	Yes except wheat.	Yes except wheat.	Yes except wheat.
<b>Overall Observations: Daily menu includes rice, pulses and vegetables.</b>						
iii. Number of schools where variety of foods is served daily	37 (100%)	37 (100%)	37 (100%)	37 (100%)	37 (100%)	37 (100%)
<b>Overall Observations: Variety of food is served daily in all the schools sampled.</b>						
iv. Number of schools where same food is served daily	Nil	Nil	Nil	Nil	Nil	Nil
<b>Overall Observations: Same food is served daily in none of the schools visited.</b>						

## 8. Community Mobilization: -

Items to be captured/Sample districts	D1-Deoghar	D2-Godda	D3-Sahibganj	D4-Pakur	D5-Dumka	D6 - Jamtara
i. Familiarity level of the SMC members with their roles and responsibilities	Satisfactory	Satisfactory	Satisfactory	Satisfactory	Satisfactory	Satisfactory

Items to be captured/Sample districts	D1-Deoghar	D2-Godda	D3-Sahibganj	D4-Pakur	D5-Dumka	D6 - Jamtara
and eligibility and entitlement of children as notified by the State Government.						
<b>Overall Observations: Till date SMC/VEC is there and the members are familiar with roles and responsibilities.</b>						
ii.Number of schools where there is a roaster of parents for daily monitoring and supervision of MDMS	Nil	Nil	Nil	Nil	Nil	Nil
<b>Overall Observations: No roaster is there in practice. Monitoring and supervision is done casually.</b>						
iii.Number of members received training regarding MDMS and its monitoring	3-4 members	3-4 members	3-4 members	3-4 members	3-4 members	3-4 members
<b>Overall Observations: 3-4 members from each SMC/VEC have been trained to monitor MDM during the orientation of SSA.</b>						
i. Frequency of SMCs meetings held and issues related to MDMS discussed.	As and when required	As and when required	As and when required	As and when required	As and when required	As and when required
<b>Overall Observations: Meetings are held as and when required and menu, quality, quantity and regularity are some of the issues usually discussed in.</b>						
ii. Frequency monitoring and cooking and serving MDMS by SMC members	As and when required	As and when required	As and when required	As and when required	As and when required	As and when required
<b>Overall Observations: Monitoring is done solely on casual basis.</b>						
iii. Contribution made by the community for MDMS	None	None	None	None	None	None
<b>Overall Observations: Nothing concrete has been identified in this regard.</b>						
vi. Extent of participation by SMC/PTA/MTA/PRI/Urban local bodies	Casual & occasional	Casual & occasional	Casual & occasional	Casual & occasional	Casual & occasional	Casual & occasional
<b>Overall Observations: Till now their participation level is individual and could be described as of outsiders or most commonly seen as indifferent.</b>						

## 9. MIS: -

Items to be captured/Sample districts	D1-Deoghar	D2-Godda	D3-Sahibganj	D4-Pakur	D5-Dumka	D6 - Jamtara
i. Number of schools where MDM register is in place and maintained	37 (100%)	37 (100%)	37 (100%)	37 (100%)	37 (100%)	37 (100%)
<b>Overall Observations: Mostly the MDM registers are in the place as well as maintained.</b>						
ii. Whether any training on maintaining MDM information is imparted to the teacher/head teacher?	Yes	Yes	Yes	Yes	Yes	Yes
<b>Overall Observations: The teachers/head teachers have been imparted orientation/training.</b>						
iii.What is Mechanism of flow of Information from school to district and onwards	Upward	Upward	Upward	Upward	Upward	Upward
<b>Overall Observations: The flow of information from school is upward.</b>						
iv. What is the prevalent MIS System?	Internal	Internal	Internal	Internal	Internal	Internal

Items to be captured/Sample districts	D1- Deoghar	D2- Godda	D3- Sahibganj	D4- Pakur	D5- Dumka	D6 - Jamtara
<b>Overall Observations: In the prevalent MIS system monitoring is done from above and reporting starts from school/unit and goes upward i.e. CRC – BRC – District – State and onwards.</b>						
v. What is the interval of furnishing information from School to Block and onwards?	One year	One year	One year	One year	One year	One year
<b>Overall Observations: The interval of furnishing information from school and onwards is one year.</b>						

### 10. Financial Management: -

Items to be captured/Sample districts	D1- Deoghar	D2- Godda	D3- Sahibganj	D4- Pakur	D5- Dumka	D6 - Jamtara
i. Nature of financial records and registers maintained at the implementing agency level.	Physical and Financial	Physical and Financial	Physical and Financial	Physical and Financial	Physical and Financial	Physical and Financial
<b>Overall Observations: All the physical and financial records i.e. monthly monitoring and progress report, statement of expenditure etc are maintained at the level of implementing agency.</b>						
i. Mode of transfer of fund to the implementing agency level from the state or district levels.	E-transfer	E-transfer	E-transfer	E-transfer	E-transfer	E-transfer
<b>Overall Observations: The transfer of fund is done through E-transfer.</b>						
ii. Type of account maintained and System for the withdrawal of fund from the SMC/VEC account.	Cash, ledger and pass book	Cash, ledger and pass book	Cash, ledger and pass book	Cash, ledger and pass book	Cash, ledger and pass book	Cash, ledger and pass book
<b>Overall Observations: The withdrawal of fund requires joint signatures of Sanyojika and chairman VEC.</b>						
iii. If the proposals for expenditure and expenditure statements are shared with the community. If yes, is there any instance of community expressing objection/reservation about any transaction?	NA	NA	NA	NA	NA	NA
<b>Overall Observations: MI did not come across any such instance of sharing followed by any objection.</b>						

### 11. School Health Programme:

Items to be captured/Sample districts	D1- Deoghar	D2- Godda	D3- Sahibganj	D4- Pakur	D5- Dumka	D6 - Jamtara
i. Number of schools where school Health Card maintained for each child? Who administers these medicines and at what frequency where MDM register is in place and maintained	10	09	07	15	08	24
<b>Overall Observations: The School Health Card is maintained in 33% sample schools. Distribution of medicine is done by the Govt. Health Department on monthly or quarterly basis.</b>						
ii. What is the frequency of health check-up?	On casual basis	On casual basis	On casual basis	On casual basis	On casual basis	On casual basis
<b>Overall Observations: It appears that the Health Check-up is extremely rare event. Moreover, no records are made available.</b>						
iii. Number of children given Vitamin A	No records	No records	No records	No records	No records	No records

Items to be captured/Sample districts	D1- Deoghar	D2- Godda	D3- Sahibganj	D4- Pakur	D5- Dumka	D6 - Jamtara
	available	available	available	available	available	available
<b>Overall Observations: The distribution of Vitamin A has taken place in 78% of the schools sampled.</b>						
iv. Number of children given IFA Tablets	No records available	No records available	No records available	No records available	No records available	No records available
<b>Overall Observations: The adolescent girls have been provided with IFA tablets.</b>						
iv. Number of children given de-worming tablets.	No records available	No records available	No records available	No records available	No records available	No records available
<b>Overall Observations: The de-worming tablets have been distributed in the schools visited.</b>						
v. Who administers these medicines?	Govt. Health Deptt.	Govt. Health Deptt.	Govt. Health Deptt.	Govt. Health Deptt.	Govt. Health Deptt.	Govt. Health Deptt.
<b>Overall Observations: Usually, these medicines are administered by the Govt. Health department</b>						
vi. Number of schools where iodized salt is used	37 (100%)	37 (100%)	37 (100%)	37 (100%)	37 (100%)	37 (100%)
<b>Overall Observations: All the sample schools do use iodized salt.</b>						
vii. Number of schools where children wash their hand before and after eating	37 (100%)	37 (100%)	37 (100%)	37 (100%)	37 (100%)	37 (100%)
<b>Overall Observations: Washing hands before and after eating is habitual and integral part of MDM and hence, all the children practice it ritually in the schools monitored.</b>						

## 12. Status of Cook cum Helpers:

Items to be captured/Sample districts	D1- Deoghar	D2- Godda	D3- Sahibganj	D4- Pakur	D5- Dumka	D6 - Jamtara
i. Number of school where cook cum helpers are engaged as per the norms of GOI or State Govt.	37 (100%)	37 (100%)	37 (100%)	37 (100%)	37 (100%)	37 (100%)
<b>Overall Observations: The cook-cum-helpers are engaged as per the Govt. norms. The appointed cooks are known as Sanyojika and Sahayika.</b>						
ii. Who engages cook cum helpers in these schools	Govt.	Govt.	Govt.	Govt.	Govt.	Govt.
<b>Overall Observations: The cook-cum-helpers are appointed by the Govt and not by the NGOs, SHG or contractor.</b>						
iii. Number of schools served by centralized kitchen	Nil	Nil	Nil	Nil	Nil	Nil
<b>Overall Observations: So far, no school is covered by a centralized kitchen.</b>						
iv. Number of schools where SHG is involved	Nil	Nil	Nil	Nil	Nil	Nil
<b>Overall Observations: SHGs are nowhere involved. However, the women's group known as Mata Samiti is found involved.</b>						
v. What is remuneration paid to Cook cum helpers, mode of payment and intervals of payment?	Rs. 1000/-	Rs. 1000/-	Rs. 1000/-	Rs. 1000/-	Rs. 1000/-	Rs. 1000/-
<b>Overall Observations: At the rate Rs. 1000/- per Sahayika is paid as remuneration in cash.</b>						
vi. Social Composition of cooks cum helpers? (SC/ST/OBC/Minority/others)	Mixed	Mixed	Mixed	Mixed	Mixed	Mixed
<b>Overall Observations: Social composition of cooks-cum-helpers is of mixed type, as they represent almost all the local social groups proportionately, i.e. SC/ST/OBC/Minority/others.</b>						



### 13. Infrastructure:

Items to be captured/Sample districts	D1-Deoghar	D2-Godda	D3-Sahibganj	D4-Pakur	D5-Dumka	D6-Jamtara
i. Number of schools where pucca Kitchen cum Stores is available and in use.	11	12	06	03	03	08
<b>Overall Observations: It is observed that kitchen cum stores are available and in use only in 19% schools visited.</b>						
ii. Number of schools where pucca kitchen cum store is not available	22	18	17	18	15	12
<b>Overall Observations: 46% sample schools are found having no pucca kitchen-cum-store rooms due to either only sanctioned, or yet to be sanctioned or the construction is in progress.</b>						

### 14. Staffing:

Items to be captured/Sample districts	D1-Deoghar	D2-Godda	D3-Sahibganj	D4-Pakur	D5-Dumka	D6 -Jamtara
i. Number of staff engaged at district level for management and monitoring of MDMS	15-20 Officials & Experts	15-20 Officials & Experts	15-20 Officials & Experts	15-20 Officials & Experts	15-20 Officials & Experts	15-20 Officials & Experts
<b>Overall Observations: Around 20 officials/Experts are supposed to steer and monitor the programme in the district. But the number of persons actually involved varies either due to vacancy or no participation.</b>						
ii. Number of staff engaged at block level for management and monitoring of MDMS	15-20 Officials & Experts	15-20 Officials & Experts	15-20 Officials & Experts	15-20 Officials & Experts	15-20 Officials & Experts	15-20 Officials & Experts
<b>Overall Observations: Around 20 officials/Experts are supposed to steer and monitor the programme in the district. But the number of persons actually involved varies either due to vacancy or no participation.</b>						
iii. Is there any district level task force constituted	Yes	Yes	Yes	Yes	Yes	Yes
<b>Overall Observations: The Task force exists in all the sample districts but the coordination of daily affairs is done exclusively by the personnel of line department.</b>						

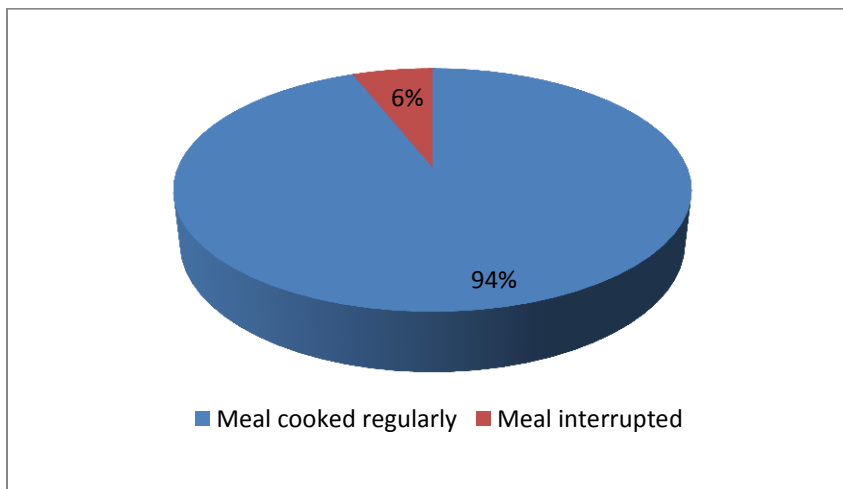
### 15. Monitoring:

Items to be captured/Sample districts	D1-Deoghar	D2-Godda	D3-Sahibganj	D4-Pakur	D5-Dumka	D6 -Jamtara
i. How many district level steering cum monitoring committee meeting held in current financial year	12	12	12	12	12	12
<b>Overall Observations: The meetings are held regularly, however more promptness is required in terms of follow up actions.</b>						
ii. How many state level steering cum monitoring committee meeting held in the current financial year	3-5	3-5	3-5	3-5	3-5	3-5
<b>Overall Observations: The number of meetings could be increased and should be attended by all the concerned.</b>						

## **2. Executive Summary (Consolidated)**

### **1. Regularity in Serving Meal**

94% sample schools are serving hot and cooked meal regularly. The interruption has been noticed in 6% of the sample schools scattered in Deoghar, Godda and Dumka districts.



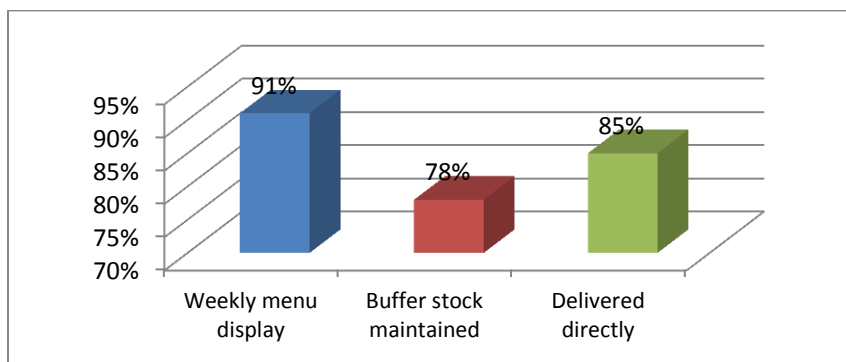
**Graph 1: Regular Cooking of Meal**

### **2. Trends**

The status of enrollment in sample schools is the same on the previous day and the day of visit. Against the enrollment 47% children are found attending the school on the day of visit. Usually the children present on the day do avail MDM barring around 02 per cent of the children, who avoid MDM for reasons i.e. health ground, social status, guardians' instruction etc.

### **3. Regularity in Supply of Food Grains to School**

91% Sample schools are receiving food grains regularly except in some cases wherein delay has been reported. The extent of delay is ranging from 05 to 35 days and caused by the departmental delay. One month's buffer stock is maintained provided the supply of food grain is regular in 78% sample schools. The food grains are directly delivered to 85% sample schools.



**Graph 2: Supply of Food Grains to School**

#### 4. Regularity in Delivering Cooking Cost to School

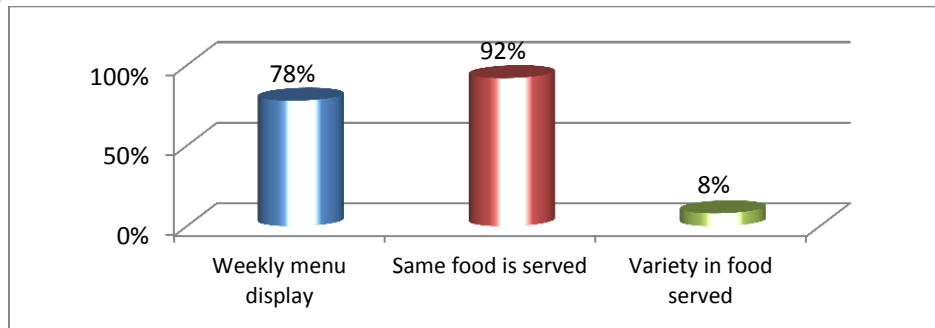
Around 78% sample PS/UPS are receiving cooking cost in advance regularly. Despite there is effort to provide it in advance, the problem arises due to departmental delay in next advance. In case of delay the schools/agencies make their own arrangement. Apart from the usual banking facility, E-transfer for allocation of funds has been introduced recently.

#### 5. Social Equity

Children sit together but in a number of small groups to accommodate each one. No discrimination is observed in terms of gender, caste or community in cooking or serving or seating arrangements.

#### 6. Variety of Menu

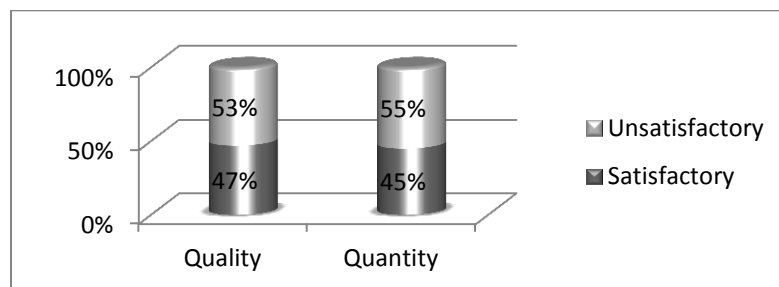
The weekly menu is a part of wall writing and quite noticeable in 78% sample schools, but often unable to adhere to the menu displayed. Menu is decided centrally and has been implemented statewide. Same food is served in 92% sample schools daily, and therefore, only 8% sample schools go for some varieties in the food served. It includes rice, pulses and vegetables.



Graph 3: Weekly Menu

#### 7. Quality and Quantity of Meal

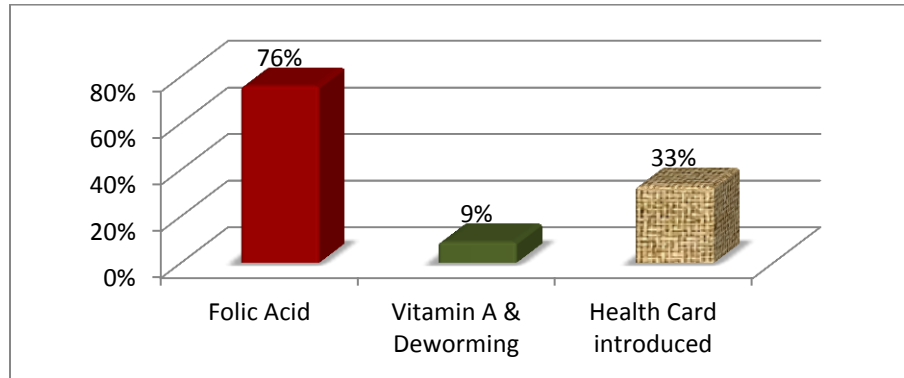
As per the children in 47% sample schools, the quality of meal served is satisfactory. As per the children in 45% sample schools, the quantity of food served is sufficient against the opinion of children in 55% schools visited. As the children at 53% schools sampled are not so happy about the quality and quantity of the meal. However, things can be always improved by special orientation on health and hygiene of cooks and the members of VEC/SMC.



Graph 4: Quality and Quantity of Meal

## School Health Programme

The Iron Folic Acid has been provided in 76% schools covered. But the children in only 9% schools sampled have received Vitamin A and de-worming dosage. Nothing was provided in 15% sample schools monitored. The service is administered by Govt. health department on monthly or quarterly basis. Health Card has been introduced in 33% schools visited but cannot be taken as maintained. Hence no health card was verified in the rest 67% sample schools.

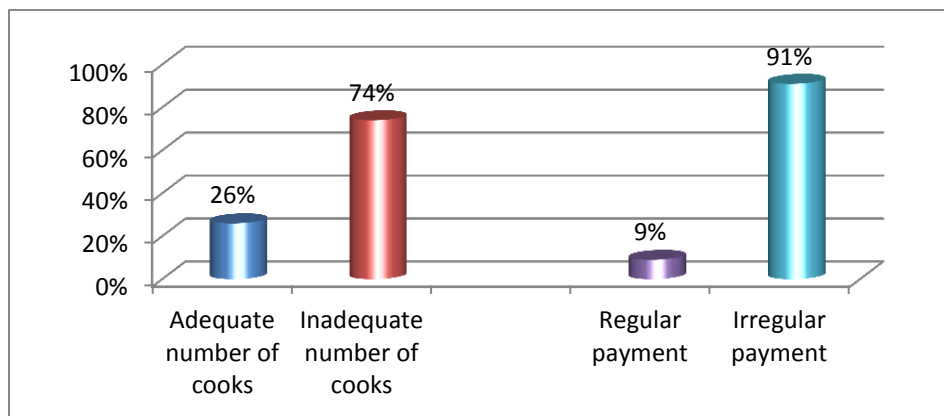


**Graph 5: Food Supplement and Health Card**

### 8. Status of Cooks

The cook-cum-helpers are engaged as per the Govt. norms. The appointed cooks are known as *Sanyojika* and *Sahayika* belonged to *Mata Samiti*. The cook-cum-helpers are appointed by the Govt and not by the NGOs, SHG or contractor. So far, no sample school is covered by a centralized kitchen

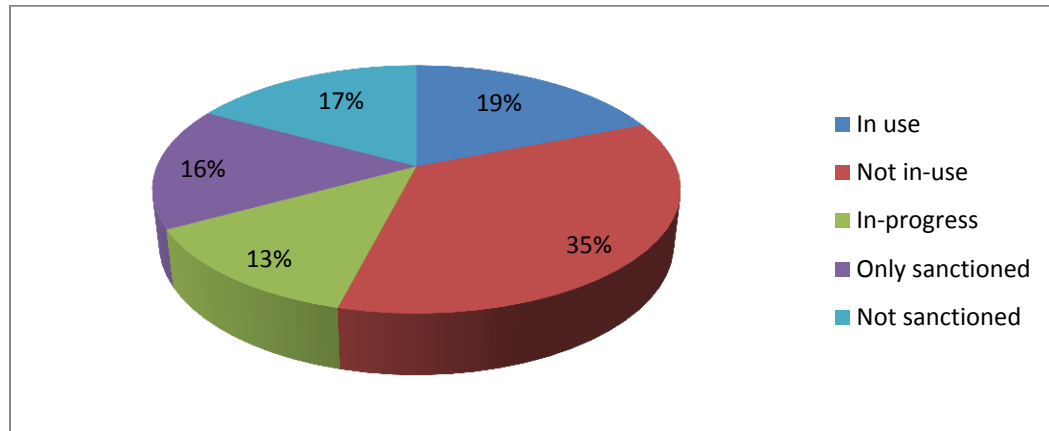
The number of cooks is adequate only in 26% schools visited. Rs. 1000/- per Sahayika is paid as remuneration in cash. However, in 91% schools visited they are not paid regularly. Social composition of cooks-cum-helpers is of mixed type, as they represent almost all the local social groups proportionately, i.e. SC/ST/OBC/Minority/Others.



**Graph 6: Number of Cooks and their Payment**

## 9. Infrastructure

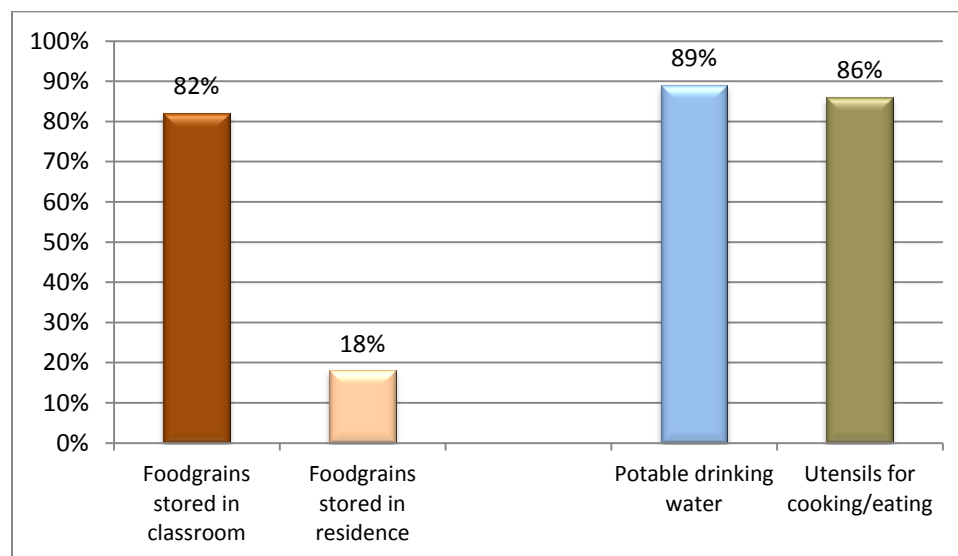
19% schools have constructed kitchen sheds cum stores and also in use, whereas 35% schools do have constructed kitchen sheds cum stores, but not in use. The construction is on progress in 13% sample schools. It is sanctioned but the construction is yet to be started in 16% schools. The rest 17% schools are yet to get it sanctioned.



**Graph 7: Kitchen Sheds-cum-Store**

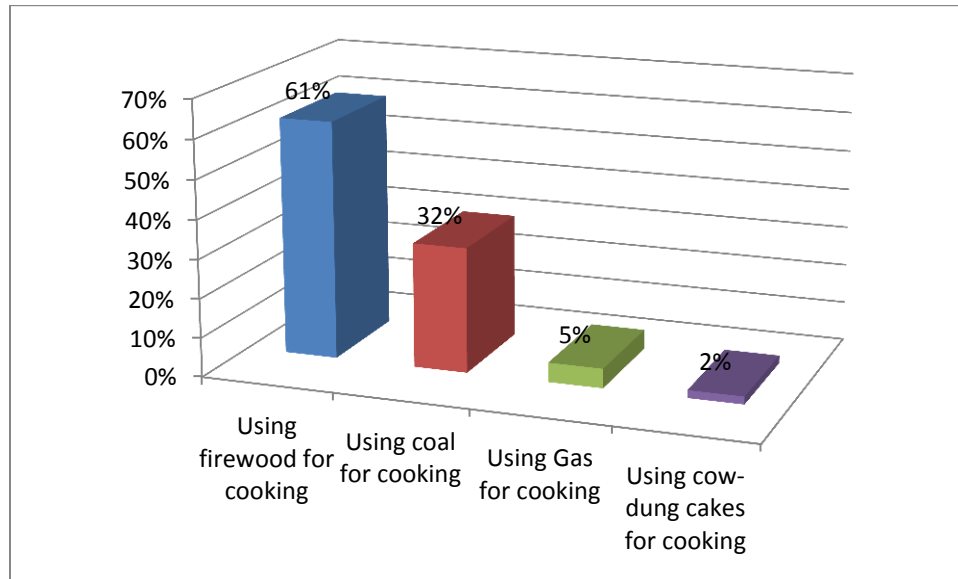
Of 46% schools, wherein the pucca kitchen is not available, provisional arrangement of kitchen shed is opted either in old school buildings, in veranda, in hut or open air as per the convenience. The same applies for 35% schools, wherein pucca kitchen is available but not in use.

The food grains/other ingredients are stored in the corners of the classrooms in 82% sample schools, whereas own residence have become the store rooms for 18% schools visited. For 89% sample schools, the potable drinking water is available. Similarly, 86% sample schools have sufficient utensils for cooking/eating etc.



**Graph 8: Storage of foodgrains, Potable Drinking Water and Utensils**

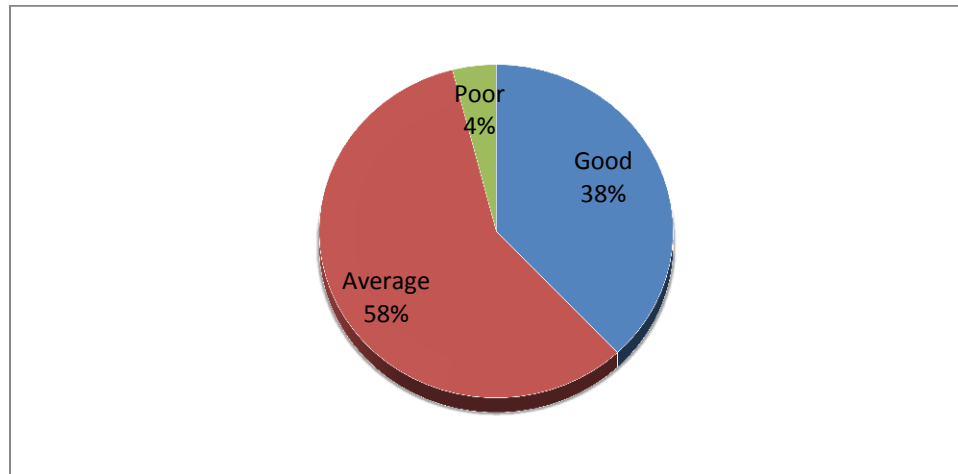
61% sample schools are using firewood, followed by 32% schools using coal. Gas is also being used by 5% schools, whereas cow-dung cakes and alike are being used for cooking purpose in the rest 2% schools visited.



**Graph 9: Fuel used for Cooking**

**10. Safety and Hygiene**

The general impression regarding the environment, safety and hygiene is good in 38% schools, average in 58% schools, whereas it appeared poor in case of 4% schools visited in the sample districts.

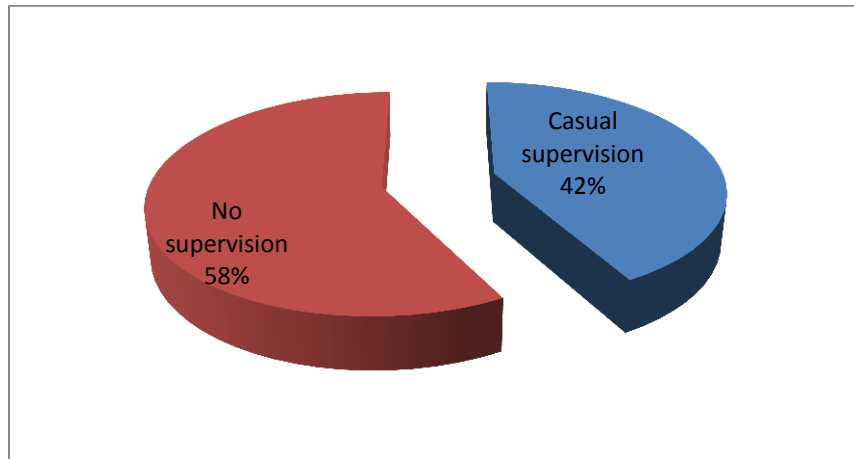


**Graph 10: Safety and Hygiene**

In all the sample schools, the children are encouraged to wash their hands before and after eating. Similarly, the children do share meals in an orderly manner in all the schools visited. The water is conserved in 93% sample schools. The safety measures are taken care of while cooking and storing fuel by 85% sample schools monitored.

## 11. Community Participation

In 42% sample schools, monitoring and supervision is done by the community, but purely on casual basis. Till now their participation level is individual and could be described as of outsiders or most commonly seen as indifferent. So far, none of the sample schools is verified as having received any contribution (cash/kind/labour) by the community.



**Graph 11: Community Participation**

## 12. Inspection and Supervision

The MDM has been inspected in almost 50% of the sample schools either by the district or block level officers/officials. Only 1% school was verified as inspected by state officials. However, the VEC/SMC members are there and do monitor but purely on casual basis. No roaster system is there in practice.

## 13. Impact

In all the sample schools, Mid Day Meal Scheme has improved the enrollment. But, it appears largely ineffective in terms of drawing and sustaining the attendance in the schools visited. In around 50% sample schools, some positive impact on general health and hygiene has been felt.

## KEY FINDINGS & GENERAL OBSERVATIONS:

The section deals with some of the key findings and general observations exclusively derived from the data collection and field verification related to each of the major issues of MDM, i.e. regularity, trend, food grains, cooking cost, social equity, menu, quality & quantity, nutritional supplement, cooks, infrastructure, safety & hygiene, community participation, supervision and impact

- MDM is being served in all the sample districts
- All the children attending schools avail MDM
- No discrimination has been observed in terms of seating arrangements at MDM
- Regularity is being maintained with some adjustment in the menu
- However, weekly menu has been worked out and displayed
- Children appear to be satisfied with the food served in 47 % schools visited

- Children have been provided with some food supplements
- The number and social profile of cooks seems quite adequate
- Safety & hygiene condition is not up to the mark
- Community participation is not enough to contribute substantially
- Frequency of supervision is lesser than expected
- Impact on education, nutrition and social aspects is being felt

#### **IMPACT ON EDUCATION, NUTRITION AND SOCIAL ASPECTS:**

- MDM has pushed up enrolment
- It appears that it has failed to retain the children
- Participation of girls has increased
- Number of dropouts has been curtailed
- Support for families facing malnourishment & food insecurity
- Providing schooling opportunity for child labours
- Providing very basics of health & sanitation to the children
- Adding a familial atmosphere for grooming up the children
- Creating awareness for education in the community

#### **AREAS OF CONCERN:**

- Interruption has been reported in Deoghar, Godda and Dumka districts.
- Lack of money & food grains are identified as two major reasons
- Often no measures are adopted to streamline the shortage/non-supply of food
- No buffer stock of one month's requirement is maintained in 22% schools visited
- A menu with variety has been displayed but not followed everywhere
- Children are not happy about the quantity/quality of meal served in 53% schools
- Irregular payment of remuneration of cooks
- Kitchen and storage facility are either poor or not available
- Drinking water and its conservation is either missing or unhygienic
- VEC/chairmen not taking charge to fulfill their responsibility adequately
- Less time for academics as teachers are often busy arranging MDM
- Parents coming with other kids for MDM is creating problems
- Difference in actual attendance and children availing MDM
- Clash of interests between teachers & VEC hampering the scheme

#### **SUGGESTIONS:**

- Teachers should be exempted from the responsibilities of MDM
- VEC/Chairmen should be inspired & oriented to serve the society
- MDM requires sufficient space for cooking/eating and drinking water facility
- Schools should be provided with sufficient & proper utensils
- Cooks require some kind of training on hygiene and sanitation
- Community participation should be initiated and intensified
- Commitment from either side at all levels is crucial need
- Whatever may be the extent/level of participation – it demands value addition



### **3. District Level Half Yearly Monitoring Report - Deoghar**

MHRD/NSG needs district wise information/observation as per the TOR 2010-2012 using this format for each district separately, for the districts monitored by the Monitoring Institution both for SSA and MDM tasks. Please provide district wise detailed report as per the TOR 2010-12.

3.1	Name of the District			Deoghar	
3.2	Date/Month of visit to the District			February - March 2012	
3.3	Number of elementary schools (PS/UPS) Centers covered/ monitored			PS - 13 UPS - 27	
1.	<b><u>REGULARITY IN SERVING MEAL:</u></b> Whether the school is serving hot cooked meal daily? If there was interruption, what was the extent and reasons for the same?			Students, Teachers & Parents	
	<ul style="list-style-type: none"> <li>Hot and cooked meal is served in 33 (89%) sample schools.</li> </ul>				
2.	<b><u>TRENDS:</u></b> Extent of variation (As per school records vis-à-vis actual on the day of visit)			School level registers, MDM Registers Head Teachers, Schools level MDM functionaries / Observation of the monitoring team.	
	<b>No.</b>	<b>Details</b>	<b>The day previous to date of visit</b>		<b>On the day of visit</b>
	i.	Enrollment	9577		9577
	ii.	No. of children attending the school	5127		4904
	iii.	No. of children availing MDM as per MDM Register	5127		4904
	iv.	No. of children actually availing MDM	5127		4798
<ul style="list-style-type: none"> <li>On the day of visit, the attendance against the enrollment is recorded as 51 per cent and almost 98 per cent students actually had MDM.</li> </ul>					
3.	<b><u>REGULARITY IN DELIVERING FOOD GRAINS TO SCHOOL LEVEL:</u></b> (i) Is school receiving food grain regularly? If there is delay in delivering food grains, what is the extent of delay and reasons for the same?			School level registers, MDM Registers, Head Teacher, School level MDM functionaries.	
	<ul style="list-style-type: none"> <li>33 (89%) sample schools are getting food grains regularly, whereas 04 (11%) schools are reported as not having the food grains regularly.</li> </ul>				
	(ii) Is buffer stock of one-month's requirement is maintained?			School level registers, MDM Registers, Head Teacher, School level MDM functionaries	
	<ul style="list-style-type: none"> <li>33 (89%) schools do maintain the buffer stock as per requirement, barring 04 (11%) schools which are found not maintaining the monthly buffer stock.</li> </ul>				

	(iii) Is the food grains delivered at the school?	School level registers, MDM Registers, Head Teacher, School level MDM functionaries
	<ul style="list-style-type: none"> <li>34 (92%) sample schools are being provided the food grains directly, barring 03 (8%) schools where the food grains are collected from the schools nearby.</li> </ul>	
4.	<b><u>REGULARITY IN DELIVERING COOKING COST TO SCHOOL LEVEL:</u></b> (i) Is school receiving cooking cost in advance regularly? If there is delay in delivering cooking costs, what is the extent of delay and reasons for it?	School level registers, MDM Registers, Head Teacher, School level MDM functionaries.
	<ul style="list-style-type: none"> <li>27(73%) sample schools are receiving the cooking cost in advance regularly, whereas 10 (27%) schools are not getting the cooking cost in advance.</li> </ul>	
	(ii) In case of delay, how schools manage to ensure that there is no disruption in the feeding programme?	School level registers, MDM Registers, Head Teacher, School level MDM functionaries.
	<ul style="list-style-type: none"> <li>In case of delay, interim arrangement is done by seeking the help of schools nearby or VECs arrange of their own.</li> </ul>	
	(iii) Is cooking cost paid by Cash or through banking channel?	School level registers, MDM Registers, Head Teacher, School level MDM functionaries.
	<ul style="list-style-type: none"> <li>The cooking cost is paid through banks in all the sample schools.</li> </ul>	
5.	<b><u>SOCIAL EQUITY:</u></b> Did you observe any gender or caste or community discrimination in cooking or serving or seating arrangements?	Observations
	<ul style="list-style-type: none"> <li>No gender, caste or community discrimination was observed in cooking, serving or seating arrangements in the sample schools.</li> </ul>	
6.	<b><u>VARIETY OF MENU:</u></b> (i) Has the school displayed its weekly menu, and is it able to adhere to the menu displayed?	Observations and discussion with children teachers, parents, VEC members, Gram Panchayat members and cooks.
	<ul style="list-style-type: none"> <li>24 (65%) sample schools have displayed the weekly menu and try their best to adhere to, whereas the menu was not displayed in 13 (35%) sample schools.</li> </ul>	
	(ii) Is there variety in the food served or is the same food served daily?	Observations and discussion with children teachers, parents, VEC members, Gram Panchayat members and cooks.
	<ul style="list-style-type: none"> <li>Variety in the food served was found in all the sample schools.</li> </ul>	
	(iii) Does the daily menu include rice / wheat preparation, dal and vegetables?	Observations and discussion with children teachers, parents, VEC members, Gram Panchayat members and cooks.
	<ul style="list-style-type: none"> <li>In all the sample schools, rice, dal and vegetables are essentially included in the daily menu. However, wheat (Roti) is not served as a regular part of the daily menu.</li> </ul>	

7.	<b><u>QUALITY &amp; QUANTITY OF MEAL:</u></b> Feedback from children on	Observations of Investigation during MDM service
	a) Quality of meal:	
	<ul style="list-style-type: none"> <li>The meal served is found to be neat/clean and tasty in 24 (65%) and not so clean and tasty in 13 (35%) sample schools.</li> </ul>	
	b) Quantity of meal:	Observations of Investigation during MDM service
	<ul style="list-style-type: none"> <li>The quantity of the meal served is reported to be sufficient in 10 (27%) and insufficient in 27 (73%) sample schools.</li> </ul>	
8.	<b><u>SUPPLEMENTARY:</u></b> (i) Whether children are given micronutrients (Iron, folic acid, vitamin – A dosage) and de-worming medicine periodically?	Observations of Investigation during MDM service
	<ul style="list-style-type: none"> <li>In 22 (59%) sample schools, the children are unhappy in terms of quality and quantity of the meal.</li> <li>However, by special orientation on health and hygiene of cooks and members of VEC/SMC things can be always improved.</li> </ul>	
9.	<b><u>STATUS OF COOKS:</u></b> (i) Who cooks and serves the meal? (Cook/helper appointed by the Department or Self Help Group, or NGO or Contractor)	Teachers, Students, School Record
	<ul style="list-style-type: none"> <li>In 31 (84%) sample schools, the Iron Folic, Vitamin A and de-worming dosage have distributed, whereas nothing was provided in 06 (16%) sample school.</li> </ul>	
	(ii) Who administers these medicines and at what frequency?	Teachers, Students, School Record
	<ul style="list-style-type: none"> <li>The service is administered by Govt. health department monthly or quarterly.</li> </ul>	
	(iii) Is there school Health Card maintained for each child?	Teachers, Students, School Record
<ul style="list-style-type: none"> <li>Health Card is maintained in 10 (27%) sample schools whereas it is not in practice in other 27 (73%) sample schools.</li> </ul>		
9.	<b><u>STATUS OF COOKS:</u></b> (i) Who cooks and serves the meal? (Cook/helper appointed by the Department or Self Help Group, or NGO or Contractor)	Observations and discussion with children teachers, parents, VEC members, Gram Panchayat members and cooks.
	<ul style="list-style-type: none"> <li>In all the sample schools, the meals are cooked and served by appointed cooks usually known as Sanyojika (Convener) and Sahayika (Helper).</li> </ul>	
	(ii) Is the number of cooks and helpers adequate to meet the requirement of the school?	Observations and discussion with children teachers, parents, VEC members, Gram Panchayat members and cooks.
	<ul style="list-style-type: none"> <li>In 26 (70%) sample schools the number of cooks/helpers is insufficient, whereas in 11 (30%) sample schools, the number is sufficient to meet the requirement.</li> </ul>	
(iii) What is remuneration paid to cooks/helpers?	Observations and discussion with children teachers, parents, VEC members, Gram Panchayat members and cooks.	

	<ul style="list-style-type: none"> <li>The helpers (Sahayika) are paid Rs 1000/- as remuneration in the sample schools per month whereas, no remuneration is paid to the conveners, the Sanyojika.</li> </ul>	
	(iv) Are the remuneration paid to cooks/helpers regularly?	Observations and discussion with children teachers, parents, VEC members, Gram Panchayat members and cooks.
	<ul style="list-style-type: none"> <li>In 33 (89%) the payment of remuneration is made irregularly, however, it is paid regularly in other 04 (11%) sample schools.</li> </ul>	
	(v) Social Composition of cooks /helpers? (SC/ST/OBC/Minority)	Observations and discussion with children teachers, parents, VEC members, Gram Panchayat members and cooks.
	<ul style="list-style-type: none"> <li>Out of 82 Cooks/helpers in the sample schools, 51 (62%) belonged to Other Backward Community, followed by 13 (16%) each from Scheduled Caste and Scheduled Tribe. 04 (5%) represented Others Community, whereas only 01 (1%) cook/helper belonged to Minority.</li> </ul>	
<b>10.</b>	<p><b><u>INFRASTRUCTURE:</u></b> Is a pucca kitchen shed-cum-store:</p> <ol style="list-style-type: none"> <li>Constructed and in use</li> <li>Constructed but not in use</li> <li>Under construction</li> <li>Sanctioned, but constructed not started</li> <li>Not sanctioned</li> <li>Any other (specify)</li> </ol>	School records, discussion with head teacher, teacher, VEC, Gram Panchayat members.
	Information is to be given for point (a) , (b), (c) , (d) and ( e)	
	<ul style="list-style-type: none"> <li>11 (30%) schools have constructed kitchen shed cum store in use.</li> <li>In 04 (11%) schools it is constructed but not in use.</li> <li>In 07 (19%) sample schools the construction is on progress.</li> <li>It is sanctioned but construction is yet to be started in 09 (24%) school.</li> <li>In case of 06 (16%) school it is not yet sanctioned.</li> </ul>	
<b>11.</b>	In case the pucca kitchen shed is not available, where is the food being cooked and where are the food grains/other ingredients being stored?	Discussion with head teacher, teacher, VEC, Gram Panchayat members, Observation
	<ul style="list-style-type: none"> <li>Out of 22 (85%) schools where the pucca kitchen is not available, provisional arrangement of kitchen shed is done either in old school buildings, in veranda, in hut or open air as per the convenience. The same applies for 04 (15%) schools wherein pucca kitchen is available but not in use.</li> <li>The food grains/other ingredients are stored in the corners of the classrooms for 33 (89%) sample schools and in 04 (11%) schools, own residence have become the store rooms.</li> </ul>	
<b>12.</b>	Whether potable water is available for cooking and drinking purpose?	-do-
	<ul style="list-style-type: none"> <li>In 32 (86%) sample schools potable water is available and in 05 (14%) schools visited potable water is not available for cooking and drinking.</li> </ul>	

13.	Whether utensils used for cooking food are adequate?	Teachers/Organizer of MDM Programme
	<ul style="list-style-type: none"> <li>Similarly, 28 (76%) sample schools have sufficient utensils and in other 09 (24%) schools the utensils are insufficient for cooking/eating etc.</li> </ul>	
14.	What is the kind of fuel used? (Gas based/firewood etc.)	Observation
	<ul style="list-style-type: none"> <li>27 (73%) sample schools are using firewood followed by 07 (19%) schools, wherein coal is used for cooking. The rest 03 (8%) schools use gas for cooking.</li> </ul>	
15.	<b><u>SAFETY &amp; HYGIENE:</u></b>	Observation
	i. General Impression of the environment, Safety and hygiene:	
	<ul style="list-style-type: none"> <li>The general impression of the environment, safety and hygiene in 09 (24%) schools is found to be good and is average in 27 (73%) schools. However, the impression in 01 (3%) schools is poor.</li> </ul>	
	ii. Are children encouraged to wash hands before and after eating?	Observation
	<ul style="list-style-type: none"> <li>In all the 37 sample schools, the children are encouraged to wash their hands before and after eating.</li> </ul>	
	iii. Do the children partake meals in an orderly manner?	Observation
	<ul style="list-style-type: none"> <li>In all the 37 sample schools the children do partake meals in an orderly manner.</li> </ul>	
	iv. Conservation of water?	Observation
<ul style="list-style-type: none"> <li>In 31 (84%) sample schools water is conserved.</li> </ul>		
16.	v. Is the cooking process and storage of fuel safe, not posing any fire hazard?	Observation
	<ul style="list-style-type: none"> <li>In 22 (59%) sample schools, safety measures are being taken care of while cooking and storing fuel, except 15 (41%) school.</li> </ul>	
16.	<b><u>COMMUNITY PARTICIPATION:</u></b> Extent of participation by Parents/VECs/Panchayats/Urban bodies in daily supervision, monitoring, participation	Discussion with head teacher, teacher, VEC, Gram Panchayat members
	<ul style="list-style-type: none"> <li>In case of 29 (78%) sample schools, monitoring and supervision is done but casually. In 08 (22%) schools no community participation in terms of monitoring and supervision is reported.</li> <li>So far, none of the sample schools is reported to have received any contribution (cash/kind/labour) by the community.</li> </ul>	
17.	<b><u>INSPECTION &amp; SUPERVISION:</u></b> Has the mid day meal programme been inspected by any state/district/block level officers/officials?	School records, discussion with head teacher, teachers, VEC, Gram Panchayat members
	<ul style="list-style-type: none"> <li>As reported, the monitoring and supervision is done in 18 (48%) sample schools by block and district level officers/officials each, whereas in the rest 02 (3%) schools, supervision has been done by the block level functionaries and also by the district authorities.</li> </ul>	

18.	<p><b><u>IMPACT:</u></b>          Has the mid day meal improved the enrollment, attendance of children in school, general well being (nutritional status) of children? Is there any other incidental benefit due to serving cooked meal in schools?</p>	School records, discussion with head teacher, teachers, students, VEC, Gram Panchayat members.
	<ul style="list-style-type: none"> <li>In all the 37 sample schools, Mid Day Meal Scheme has improved the enrollment, but it has increased the attendance in 19 (51%) schools. 20 (54%) sample schools felt that there is a positive impact on general health/hygiene.</li> </ul>	

## LIST OF SCHOOLS WITH KEY FINDINGS

**Table No. 01 List of Schools Not Serving Meal Regularly**

SN	Name of the Schools	Period (since)
01.	PS Brijnathpur	03 days
02.	UPS Mrigbandhi	05 days
03.	PS Barheta	04 days
04.	UMS Kharagdiha	11 days

**Table No. 02 List of Schools Not Received Food Grains to School Level Regularly**

SN	Name of the Schools
01.	UPS Kharwa
02.	UPS Bichgarha
03.	UPS Khairkhuti
04.	UMS Kharagdiha

**Table No. 03 List of Schools Not Received Cooking Cost Regularly**

SN	Name of the Schools	SN	Name of the Schools
01.	GMS Kalyanpur	06.	UPS Tiurnagar
02.	UMS Ramraidih	07.	UMS Bandha
03.	UMS Ghorparas	08.	UMS Kataun
04.	UMS Deopahri	09.	A P Ghrmara
05.	MS Dahua	10.	GMS Ghormara

**Table No 04 List of Schools with Menu Not Displayed**

SN	Name of the Schools	SN	Name of the Schools
01.	UPS Gondardih	08.	UMS Bandha
02.	PS Rohini East	09.	UMS Kataun
03.	UMS Patardih	10.	UMS Basbutia
04.	UPS Bichgarha	11.	UMS Maheshmara
05.	PS Barheta	12.	UMS Dahijore
06.	PS Sarwan	13.	MS Amgachhi
07.	PS Chaupal		

**Table No 05 List of Schools with Children Not Satisfied with Quality/Quantity of Food**

SN	Name of the Schools	SN	Name of the Schools
01.	UPS Gondardih	09.	UPS Khairkhuti
02.	UPS Kharwa	10.	PS Barheta
03.	PS Brijnathpur	11.	PS Sarwan
04.	PS Rohini East	12.	UPS Tiurnagar
05.	PS Rohini (Sanskrit)	13.	PS Tapovan
06.	MS Old Meena Bazar	14.	UMS Bandha
07.	UPS Mrigbandhi	15.	GMS Tapovan
08.	UPS Bichgarha	16.	GMS Ghormara

**Table No. 06 List of Schools Not Providing Supplementary Food**

SN	Name of the Schools	SN	Name of the Schools
01.	PS Rohini East	04.	PS Barheta
02.	PS Rohini (Sanskrit)	05.	PS Sarwan
03.	UPS Khairkhuti	06.	PS Tapovan

**Table No. 07 List of Schools with Remuneration Not Paid to Cooks/Helpers Regularly**

SN	Name of the Schools	SN	Name of the Schools
01.	UPS Gondardih	18.	UMS Deopahri
02.	UPS Kharwa	19.	MS Dahua
03.	PS Brijnathpur	20.	MS Sarwan (G)
04.	PS Rohini East	21.	UPS Tiurnagar
05.	PS Rohini (Sanskrit)	22.	PS Tapovan
06.	UMS Patardih	23.	PS Chauphal
07.	MS Old Meena Bazar	24.	UMS Bandha
08.	MS Chhattisi	25.	UMS Kataun
09.	MS Jhaunsagarhi	26.	UMS Basbutia
10.	GMS Kalyanpur	27.	UMS Maheshmara
11.	UPS Mrigbandhi	28.	UMS Dahijore
12.	UPS Bichgarha	29.	UMS Kharagdiha
13.	UPS Khairkhuti	30.	UMS Choupa
14.	PS Barheta	31.	MS Amgachhi
15.	PS Sarwan	32.	GMS Tapovan
16.	UMS Ramraidih	33.	GMS Ghormara
17.	UMS Ghorparas		

**Table No. 08 List of Schools with No Pucca Kitchen cum Storeroom**

SN	Name of the Schools	SN	Name of the Schools
01.	UPS Gondardih	21.	PS Barheta
02.	UPS Kharwa	22.	PS Sarwan
03.	PS Brijnathpur	23.	MS Sarwan (G)
04.	PS Rohini East	24.	UPS Tiurnagar
05.	PS Rohini (Sanskrit)	25.	PS Tapovan
06.	UMS Patardih	26.	PS Chauphal
07.	MS Old Meena Bazar	27.	UMS Kataun
08.	MS Jhaunsagarhi	28.	UMS Basbutia
09.	UPS Mrigbandhi	29.	UMS Kharagdiha
10.	UPS Bichgarha	30.	AP Ghormara
11.	UPS Khairkhuti	31.	GMS Ghormara

**Table No. 09 List of Schools with No Proper Safety and Hygiene**

SN	Name of the Schools
01.	UMS Patardih



**Table No. 10 List of Schools with No Community Participation**

<b>SN</b>	<b>Name of the Schools</b>	<b>SN</b>	<b>Name of the Schools</b>
01.	UPS Gondardih	05.	PS Barheta
02.	UPS Kharwa	06.	PS Sarwan
03.	PS Brijnathpur	07.	UMS Ghorparas
04.	UPS Bichgarha	08.	UMS Deopahri

### **3. District Level Half Yearly Monitoring Report - Godda**

MHRD/NSG needs district wise information/observation as per the TOR 2010-2012 using this format for each district separately, for the districts monitored by the Monitoring Institution both for SSA and MDM tasks. Please provide district wise detailed report as per the TOR 2010-12.

3.1	Name of the District			Godda	
3.2	Date/Month of visit to the District			February - March 2012	
3.3	Number of elementary schools (PS/UPS) Centers covered/ monitored			PS - 13 UPS - 27	
1.	<b><u>REGULARITY IN SERVING MEAL:</u></b> Whether the school is serving hot cooked meal daily? If there was interruption, what was the extent and reasons for the same?			Students, Teachers & Parents	
	<ul style="list-style-type: none"> <li>Hot and cooked meal is served in 29 (78%) sample schools.</li> </ul>				
2.	<b><u>TRENDS:</u></b> Extent of variation (As per school records vis-à-vis actual on the day of visit)			School level registers, MDM Registers Head Teachers, Schools level MDM functionaries / Observation of the monitoring team.	
	<b>No.</b>	<b>Details</b>	<b>The day previous to date of visit</b>		<b>On the day of visit</b>
	i.	Enrollment	14493		14493
	ii.	No. of children attending the school	9624		9095
	iii.	No. of children availing MDM as per MDM Register	9624		9095
	iv.	No. of children actually availing MDM	9624		8988
<ul style="list-style-type: none"> <li>On the day of visit, the attendance against the enrollment is recorded as 66 per cent and almost 99 per cent students actually had MDM.</li> </ul>					
3.	<b><u>REGULARITY IN DELIVERING FOOD GRAINS TO SCHOOL LEVEL:</u></b> (i) Is school receiving food grain regularly? If there is delay in delivering food grains, what is the extent of delay and reasons for the same?			School level registers, MDM Registers, Head Teacher, School level MDM functionaries.	
	<ul style="list-style-type: none"> <li>33 (89%) sample schools are getting food grains regularly, whereas 04 (11%) schools are reported as not having the food grains regularly.</li> </ul>				
	(ii) Is buffer stock of one-month's requirement is maintained?			School level registers, MDM Registers, Head Teacher, School level MDM functionaries	
	<ul style="list-style-type: none"> <li>33 (89%) schools do maintain the buffer stock as per requirement, barring 04 (11%) schools reported as not maintaining the monthly buffer stock.</li> </ul>				

	(iii) Is the food grains delivered at the school?	School level registers, MDM Registers, Head Teacher, School level MDM functionaries
	<ul style="list-style-type: none"> <li>34 (92%) sample schools are being provided the food grains directly, barring 03 (8%) schools where the food grains are collected from the schools nearby.</li> </ul>	
4.	<b><u>REGULARITY IN DELIVERING COOKING COST TO SCHOOL LEVEL:</u></b>	School level registers, MDM Registers, Head Teacher, School level MDM functionaries.
	(i) Is school receiving cooking cost in advance regularly? If there is delay in delivering cooking costs, what is the extent of delay and reasons for it?	
	<ul style="list-style-type: none"> <li>28 (76%) sample schools are receiving the cooking cost in advance regularly, whereas 09 (24%) schools are not getting the cooking cost in advance.</li> </ul>	
	(ii) In case of delay, how schools manage to ensure that there is no disruption in the feeding programme?	School level registers, MDM Registers, Head Teacher, School level MDM functionaries.
	<ul style="list-style-type: none"> <li>In case of delay, interim arrangement is done by seeking the help of schools nearby or VECs arrange of their own.</li> </ul>	
	(iii) Is cooking cost paid by Cash or through banking channel?	School level registers, MDM Registers, Head Teacher, School level MDM functionaries.
	<ul style="list-style-type: none"> <li>The cooking cost is paid through banks in all the 37 sample schools.</li> </ul>	
5.	<b><u>SOCIAL EQUITY:</u></b> Did you observe any gender or caste or community discrimination in cooking or serving or seating arrangements?	Observations
	<ul style="list-style-type: none"> <li>No gender, caste or community discrimination was observed in cooking, serving or seating arrangements in any of the sample schools.</li> </ul>	
6.	<b><u>VARIETY OF MENU:</u></b>	Observations and discussion with children teachers, parents, VEC members, Gram Panchayat members and cooks.
	(i) Has the school displayed its weekly menu, and is it able to adhere to the menu displayed?	
	<ul style="list-style-type: none"> <li>23 (62%) sample schools have displayed the weekly menu and try their best to adhere to, whereas the menu was not displayed in 14 (38%) sample schools.</li> </ul>	
	(ii) Is there variety in the food served or is the same food served daily?	Observations and discussion with children teachers, parents, VEC members, Gram Panchayat members and cooks.
	<ul style="list-style-type: none"> <li>Variety in the food served was found in all the 37 sample schools.</li> </ul>	
	(iii) Does the daily menu include rice / wheat preparation, dal and vegetables?	Observations and discussion with children teachers, parents, VEC members, Gram Panchayat members and cooks.
	<ul style="list-style-type: none"> <li>In all the sample schools, rice, dal and vegetables are essentially included in the daily menu. However, wheat (Roti) is not served as a regular part of the daily menu.</li> </ul>	

7.	<b><u>QUALITY &amp; QUANTITY OF MEAL:</u></b> Feedback from children on	Observations of Investigation during MDM service
	a) Quality of meal:	
	<ul style="list-style-type: none"> <li>The meal served is found to be neat/clean and tasty in 12 (32%) and not so clean and tasty in 25 (68%) sample schools.</li> </ul>	
	b) Quantity of meal:	Observations of Investigation during MDM service
	<ul style="list-style-type: none"> <li>The quantity of the meal served is reported to be sufficient in 09(24%) and insufficient in 28 (76%) sample schools.</li> </ul>	
8.	<b><u>SUPPLEMENTARY:</u></b> (i) Whether children are given micronutrients (Iron, folic acid, vitamin – A dosage) and de-worming medicine periodically?	Teachers, Students, School Record
	<ul style="list-style-type: none"> <li>In 32 (86%) sample schools, the Iron Folic, Vitamin A and de-worming dosage have been distributed, whereas, nothing was provided in 05 (14%) schools visited.</li> </ul>	
	(ii) Who administers these medicines and at what frequency?	Teachers, Students, School Record
	<ul style="list-style-type: none"> <li>The service is administered by Govt. health department either monthly or quarterly.</li> </ul>	
	(iii) Is there school Health Card maintained for each child?	Teachers, Students, School Record
<ul style="list-style-type: none"> <li>Health Card is maintained in 09 (24%) sample schools whereas it is not in the practice in other 28 (76%) sample schools.</li> </ul>		
9.	<b><u>STATUS OF COOKS:</u></b> (i) Who cooks and serves the meal? (Cook/helper appointed by the Department or Self Help Group, or NGO or Contractor)	Observations and discussion with children teachers, parents, VEC members, Gram Panchayat members and cooks.
	<ul style="list-style-type: none"> <li>In all the 37 sample schools, the meals are cooked and served by appointed cooks usually known as Sanyojika (Convener) and Sahayika (Helper).</li> </ul>	
	(ii) Is the number of cooks and helpers adequate to meet the requirement of the school?	Observations and discussion with children teachers, parents, VEC members, Gram Panchayat members and cooks.
	<ul style="list-style-type: none"> <li>In 03 (8%) sample schools the number of cooks/helpers is insufficient, whereas in 34 (92%) sample schools, the number is sufficient to meet the requirement.</li> </ul>	
	(iii) What is remuneration paid to cooks/helpers?	Observations and discussion with children teachers, parents, VEC members, Gram Panchayat members and cooks.

	<ul style="list-style-type: none"> <li>The helpers (Sahayika) are paid Rs 1000/- as remuneration in the sample schools per month whereas, no remuneration is paid to the conveners, the Sanyojika.</li> </ul>	
	(iv) Are the remuneration paid to cooks/helpers regularly?	Observations and discussion with children teachers, parents, VEC members, Gram Panchayat members and cooks.
	<ul style="list-style-type: none"> <li>In only 07 (19%) sample schools, the remuneration is paid regularly, however, it is irregular in other 30 (81%) sample schools.</li> </ul>	
	(v) Social Composition of cooks /helpers? (SC/ST/OBC/Minority)	Observations and discussion with children teachers, parents, VEC members, Gram Panchayat members and cooks.
	<ul style="list-style-type: none"> <li>Out of 71 Cooks/helpers in the sample schools, 25 (35%) belonged to Other Backward Community, whereas 23 (32%) cooks/helpers belonged to Scheduled Caste and Scheduled Tribe each. No one represented General and Minority group of the society.</li> </ul>	
<b>10.</b>	<p><b><u>INFRASTRUCTURE:</u></b> Is a pucca kitchen shed-cum-store:</p> <ol style="list-style-type: none"> <li>Constructed and in use</li> <li>Constructed but not in use</li> <li>Under construction</li> <li>Sanctioned, but constructed not started</li> <li>Not sanctioned</li> <li>Any other (specify)</li> </ol>	School records, discussion with head teacher, teacher, VEC, Gram Panchayat members.
	Information is to be given for point (a) , (b), (c) , (d) and ( e)	
	<ul style="list-style-type: none"> <li>12 (32%) schools have constructed kitchen shed cum store in use.</li> <li>In 07(19%) schools it is constructed but not in use.</li> <li>In 05 (14%) sample schools the construction is on progress.</li> <li>It is sanctioned but construction is yet to be started in 05 (14%) school.</li> <li>In case of 08 (21%) school it is not yet sanctioned.</li> </ul>	
<b>11.</b>	In case the pucca kitchen shed is not available, where is the food being cooked and where are the food grains/other ingredients being stored?	Discussion with head teacher, teacher, VEC, Gram Panchayat members, Observation
	<ul style="list-style-type: none"> <li>18 (72%) sample schools where the pucca kitchen is not available, provisional arrangement of kitchen shed is done either in old school buildings, in veranda, in hut or open air as per convenience. The same applies for those 07 (28%) schools, where the kitchen is available but not in use.</li> <li>The food grains/other ingredients are stored in the corners of the classrooms in 32 (86%) sample schools and in the rest 05 (14%) schools, own residence have become the store rooms.</li> </ul>	
<b>12.</b>	Whether potable water is available for cooking and drinking purpose?	-do-
	<ul style="list-style-type: none"> <li>In 30 (81%) sample schools potable water is available and in 07 (19%) schools visited potable water is not available for cooking and drinking.</li> </ul>	

13.	Whether utensils used for cooking food are adequate?	Teachers/Organizer of MDM Programme
	<ul style="list-style-type: none"> <li>Similarly, 28 (76%) sample schools have sufficient utensils and in other 09 (24%) schools the utensils are insufficient for cooking/eating etc.</li> </ul>	
14.	What is the kind of fuel used? (Gas based/firewood etc.)	Observation
	<ul style="list-style-type: none"> <li>18 (49%) sample schools are using firewood, followed by 16 (43%) schools using coal. Further, 02 (5%) sample schools use gas and cow dung is used for cooking in 01 (3%) schools visited.</li> </ul>	
15.	<b><u>SAFETY &amp; HYGIENE:</u></b> i. General Impression of the environment, Safety and hygiene:	Observation
	<ul style="list-style-type: none"> <li>The general impression of the environment, safety and hygiene in 09 (24%) schools is found to be good and is average in 26 (70%) schools. However, the impression in 02 (6%) schools is poor.</li> </ul>	
	ii. Are children encouraged to wash hands before and after eating?	Observation
	<ul style="list-style-type: none"> <li>In all the 37 sample schools, the children are encouraged to wash their hands before and after eating.</li> </ul>	
	iii. Do the children partake meals in an orderly manner?	Observation
	<ul style="list-style-type: none"> <li>In all the 37 sample schools the children do partake meals in an orderly manner.</li> </ul>	
	iv. Conservation of water?	Observation
	<ul style="list-style-type: none"> <li>In 31 (84%) sample schools water is conserved for drinking.</li> </ul>	
16.	<b><u>COMMUNITY PARTICIPATION:</u></b> Extent of participation by Parents/VECs/Panchayats/Urban bodies in daily supervision, monitoring, participation	Discussion with head teacher, teacher, VEC, Gram Panchayat members
	<ul style="list-style-type: none"> <li>In case of 23 (62%) sample schools, monitoring and supervision is done but casually. In 14 (38%) schools no community participation in terms of monitoring and supervision is reported.</li> <li>So far, none of the sample schools is reported to have received any contribution (cash/kind/labour) by the community.</li> </ul>	
17.	<b><u>INSPECTION &amp; SUPERVISION:</u></b> Has the mid day meal programme been inspected by any state/district/block level officers/officials?	School records, discussion with head teacher, teachers, VEC, Gram Panchayat members
	<ul style="list-style-type: none"> <li>As reported in 21 (57%) sample schools, monitoring and supervision is done only by block level officers/officials, whereas in the rest 16 (43%) schools, supervision has been done by the block level functionaries and also by the district authorities.</li> </ul>	

<p><b>18.</b></p>	<p><b><u>IMPACT:</u></b> Has the mid day meal improved the enrollment, attendance of children in school, general well being (nutritional status) of children? Is there any other incidental benefit due to serving cooked meal in schools?</p>	<p>School records, discussion with head teacher, teachers, students, VEC, Gram Panchayat members.</p>
	<ul style="list-style-type: none"> <li>• Out of 37 sample schools, Mid Day Meal Scheme has improved the enrollment and has increased the attendance in 35 (95%) schools. 17 (46%) sample schools felt that there is a positive impact on general health/hygiene.</li> </ul>	

## LIST OF SCHOOLS AS PER KEY FINDINGS

**Table No. 01 List of Schools Not Serving Meal Regularly**

SN	Name of the Schools	Period (since)	SN	Name of the Schools	Period (since)
01.	UPS Nilkanthpur	05 days	05.	UMS Bhera	14 days
02.	PS Malini (G)	10 days	06.	UMS Gairwanna	06 days
03.	PS Haripur Chakwa	35 days	07.	MS Malini	33 days
04.	PS Nepura (G)	15 days	08.	PS Dakaita	20 days

**Table No. 02 List of Schools Not Received Food Grains to School Level Regularly**

SN	Name of the Schools
01.	UMS Bhera
02.	PS Chonchak
03.	PS Dakaita
04.	MS Bhanjpur

**Table No. 03 List of Schools Not Received Cooking Cost Regularly**

SN	Name of the Schools	SN	Name of the Schools
01.	UPS Nilkanthpur	06.	UPS Rahimkita
02.	PS Molnakita	07.	PS Chonchak
03.	PS Nepura (G)	08.	PS Dakaita
04.	UMS Bhera	09.	MS Bhanjpur
05.	UMS Gairwanna		

**Table No. 04 List of Schools with Menu Not Displayed**

SN	Name of the Schools	SN	Name of the Schools
01.	UPS Halwai Tola	08.	UMS Bhera
02.	PS Malini (G)	09.	MS Poraiyahat (B)
03.	PS Harlaltola	10.	UPS Darwaychak
04.	PS Haripur Chakwa	11.	UPS Rahimkita
05.	PS Nepura (G)	12.	PS Dakaita
06.	PS Haripur (G)	13.	MS Banar Chunwa
07.	UMS Diyara	14.	GMS Sarbhanga

**Table No. 04 List of Schools with Children Not Satisfied with Quality/Quantity of Food**

SN	Name of the Schools	SN	Name of the Schools
01.	PS Parsa	04.	PS Dakaita
02.	UMS Bhera	05.	JJMS Mohanpur
03.	MS Simarda		

**Table No. 05 List of Schools Not Providing Supplementary Food**

SN	Name of the Schools	SN	Name of the Schools
01.	UPS Nilkanthpur	14.	GMS Galaphar
02.	UPS Halwai Tola	15.	UHS Haripur
03.	PS Malini (G)	16.	MS Gorhighat



04.	PS Harlaltola	17.	PS Chonchak
05.	PS Parsa	18.	PS Dakaita
06.	PS Haripur Chakwa	19.	UMS Beltikri
07.	PS Molnakita	20.	UMS Samukita
08.	UMS Diyara	21.	UMS Balia
09.	UMS Bhadrav	22.	MS Bhanjpur
10.	UMS Bhera	23.	MS Banar Chunwa
11.	UMS Gairwana	24.	JJMS Mohanpur
12.	MS Malini	25.	GMS Sarbhanga
13.	MS Simarda		

**Table No. 06 List of Schools with Remuneration Not Paid to Cooks/Helpers Regularly**

SN	Name of the Schools	SN	Name of the Schools
01	UPS Nilkanthpur	16	GMS Galaphar
02	UPS Halwai Tola	17	UHS Haripur
03	PS Malini (G)	18	MS Gorhighat
04	PS Parsa	19	MS Poraiyahat (B)
05	PS Haripur Chakwa	20	UPS Darwaychak
06	PS Molnakita	21.	PS Chonchak
07	PS Nepura (G)	22.	PS Dakaita
08	PS Haripur (G)	23.	PS Chonchak
09	UMS Diyara	24.	PS Dakaita
10	UMS Bhadrav	25.	UMS Beltikri
11	UMS Bhera	26.	UMS Balia
12	UMS Gairwana	27.	MS Bhanjpur
13	UMS Chilauna	28.	MS Banar Chunwa
14	MS Malini	29.	JJMS Mohanpur
15	MS Simarda	30.	GMS Sarbhanga

**Table No. 07 List of Schools with No Pucca Kitchen cum Storeroom**

SN	Name of the Schools	SN	Name of the Schools
01	UPS Nilkanthpur	03.	GMS Galaphar
02	UPS Halwai Tola	04.	MS Gorhighat
03	PS Harlaltola	12	MS Poraiyahat (B)
04	PS Nepura (G)	13	PS Chonchak
05	PS Haripur (G)	14	PS Dakaita
06	UMS Diyara	15	UMS Samukita
07	UMS Gairwana	16	UMS Balia
08	UMS Chilauna	17	MS Bhanjpur
09	MS Malini	18	MS Banar Chunwa

**Table No. 08 List of Schools with No Proper Safety and Hygiene**

SN	Name of the Schools
01	PS Malini (G)
02	PS Dakaita

**Table No. 09 List of Schools with No Community Participation**

<b>SN</b>	<b>Name of the Schools</b>	<b>SN</b>	<b>Name of the Schools</b>
01	UPS Nilkanthpur	08.	PS Nepura (G)
02	UPS Halwai Tola	09.	UMS Chilauna
03	PS Malini (G)	10.	MS Malini
04	PS Harlaltola	11.	UHS Haripur
05	PS Parsa	12.	UPS Rahimkita
06	PS Haripur Chakwa	13.	PS Chonchak
07	PS Molnakita	14.	UMS Beltikri

### **3. District Level Half Yearly Monitoring Report - Sahibganj**

MHRD/NSG needs district wise information/observation as per the TOR 2010-2012 using this format for each district separately, for the districts monitored by the Monitoring Institution both for SSA and MDM tasks. Please provide district wise detailed report as per the TOR 2010-12.

<b>3.1</b>	<b>Name of the District</b>			<b>Sahibganj</b>	
<b>3.2</b>	<b>Date/Month of visit to the District</b>			<b>February - March 2012</b>	
<b>3.3</b>	<b>Number of elementary schools (PS/UPS/MS) Centers covered/ monitored</b>			<b>PS - 09 UPS/MS - 31</b>	
<b>1.</b>	<b><u>REGULARITY IN SERVING MEAL:</u></b> Whether the school is serving hot cooked meal daily? If there was interruption, what was the extent and reasons for the same?  <ul style="list-style-type: none"> <li>Hot and cooked meal is served in all the 37 sample schools monitored.</li> </ul>			Students, Teachers & Parents	
<b>2.</b>	<b><u>TRENDS:</u></b> Extent of variation (As per school records vis-à-vis actual on the day of visit)			School level registers, MDM Registers Head Teachers, Schools level MDM functionaries / Observation of the monitoring team.	
	<b>No.</b>	<b>Details</b>	<b>The day previous to date of visit</b>		<b>On the day of visit</b>
	i.	Enrollment	13094		13094
	ii.	No. of children attending the school	6868		5980
	iii.	No. of children availing MDM as per MDM Register	6868		5980
	iv.	No. of children actually availing MDM	6868		5865
	<ul style="list-style-type: none"> <li>On the day of visit, the attendance against the enrollment is recorded as 46 per cent and 98 per cent students actually had MDM.</li> </ul>				
<b>3.</b>	<b><u>REGULARITY IN DELIVERING FOOD GRAINS TO SCHOOL LEVEL:</u></b> (i) Is school receiving food grain regularly? If there is delay in delivering food grains, what is the extent of delay and reasons for the same?  <ul style="list-style-type: none"> <li>34 (92%) sample schools are getting food grains regularly, whereas 03 (8%) schools are reported as not having the food grains regularly.</li> </ul>			School level registers, MDM Registers, Head Teacher, School level MDM functionaries.	
	(ii) Is buffer stock of one-month's requirement is maintained?  <ul style="list-style-type: none"> <li>31 (84%) schools do maintain the buffer stock as per requirement, barring 06 (16%) schools which are found not maintaining the monthly buffer stock.</li> </ul>			School level registers, MDM Registers, Head Teacher, School level MDM functionaries	

	(iii) Is the food grains delivered at the school?	School level registers, MDM Registers, Head Teacher, School level MDM functionaries
	<ul style="list-style-type: none"> <li>35(95%) sample schools are being provided the food grains directly, barring 02 (5%) schools where the food grains are collected from the schools nearby.</li> </ul>	
4.	<b><u>REGULARITY IN DELIVERING COOKING COST TO SCHOOL LEVEL:</u></b>	School level registers, MDM Registers, Head Teacher, School level MDM functionaries.
	(i) Is school receiving cooking cost in advance regularly? If there is delay in delivering cooking costs, what is the extent of delay and reasons for it?	
	<ul style="list-style-type: none"> <li>28 (76%) sample schools are receiving the cooking cost in advance regularly, whereas only 09 (24%) sample school is not getting the cooking cost in advance.</li> </ul>	
	(ii) In case of delay, how schools manage to ensure that there is no disruption in the feeding programme?	School level registers, MDM Registers, Head Teacher, School level MDM functionaries.
	<ul style="list-style-type: none"> <li>In case of delay, interim arrangement is done by seeking the help of schools nearby or VECs arrange of their own.</li> </ul>	
	(iii) Is cooking cost paid by Cash or through banking channel?	School level registers, MDM Registers, Head Teacher, School level MDM functionaries.
	<ul style="list-style-type: none"> <li>The cooking cost is paid through banks in all the 37 sample schools.</li> </ul>	
5.	<b><u>SOCIAL EQUITY:</u></b> Did you observe any gender or caste or community discrimination in cooking or serving or seating arrangements?	Observations
	<ul style="list-style-type: none"> <li>No gender, caste or community discrimination was observed in cooking, serving or seating arrangements in the sample schools.</li> </ul>	
6.	<b><u>VARIETY OF MENU:</u></b>	Observations and discussion with children teachers, parents, VEC members, Gram Panchayat members and cooks.
	(i) Has the school displayed its weekly menu, and is it able to adhere to the menu displayed?	
	<ul style="list-style-type: none"> <li>30 (81%) sample schools have displayed the weekly menu and try their best to adhere to, whereas the menu was not displayed in 07(19%) sample school.</li> </ul>	
	(ii) Is there variety in the food served or is the same food served daily?	Observations and discussion with children teachers, parents, VEC members, Gram Panchayat members and cooks.
	<ul style="list-style-type: none"> <li>Variety in the food served was found in all the 37 sample schools.</li> </ul>	
	(iii) Does the daily menu include rice / wheat preparation, dal and vegetables?	Observations and discussion with children teachers, parents, VEC members, Gram Panchayat members and cooks.

	<ul style="list-style-type: none"> <li>In all the sample schools, rice, dal and vegetables are essentially included in the daily menu. However, wheat (Roti) is not served as a regular part of the daily menu.</li> </ul>	
7.	<b><u>QUALITY &amp; QUANTITY OF MEAL:</u></b> Feedback from children on	Observations of Investigation during MDM service
	a) Quality of meal: <ul style="list-style-type: none"> <li>The meal served is found to be neat/clean and tasty in 22 (59%) and not so clean and tasty in 15 (41%) sample schools.</li> </ul>	
	b) Quantity of meal:	Observations of Investigation during MDM service
	<ul style="list-style-type: none"> <li>The quantity of the meal served is reported to be sufficient in 24 (65%) and insufficient in 13 (35%) sample schools.</li> </ul>	
	c) If children were not happy Please give reasons and suggestions to improve.	Observations of Investigation during MDM service
	<ul style="list-style-type: none"> <li>In 13 (35%) sample schools, the children are unhappy in terms of quality and quantity of the meal.</li> <li>However, by special orientation on health and hygiene of cooks and members of VEC/SMC things can be always improved.</li> </ul>	
8.	<b><u>SUPPLEMENTARY:</u></b> <ul style="list-style-type: none"> <li>Whether children are given micronutrients (Iron, folic acid, vitamin – A dosage) and de-worming medicine periodically?</li> </ul>	Teachers, Students, School Record
	<ul style="list-style-type: none"> <li>In 26 (70%) sample schools, the Iron Folic, Vitamin A and has de-worming dosage was provided. However, nothing was provided in 11 (30%) schools monitored.</li> </ul>	
	<ul style="list-style-type: none"> <li>Who administers these medicines and at what frequency?</li> </ul>	Teachers, Students, School Record
	<ul style="list-style-type: none"> <li>The service is administered by Govt. health department either monthly or quarterly.</li> </ul>	
	<ul style="list-style-type: none"> <li>Is there school Health Card maintained for each child?</li> </ul>	Teachers, Students, School Record
	<ul style="list-style-type: none"> <li>Health Card is maintained in 07 (19%) sample schools whereas it is not in the practice in other 30 (81%) sample schools.</li> </ul>	
9.	<b><u>STATUS OF COOKS:</u></b> (i) Who cooks and serves the meal? (Cook/helper appointed by the Department or Self Help Group, or NGO or Contractor)	Observations and discussion with children teachers, parents, VEC members, Gram Panchayat members and cooks.
	<ul style="list-style-type: none"> <li>In all the sample schools, the meals are cooked and served by appointed cooks usually known as Sanyojika (Convener) and Sahayika (Helper).</li> </ul>	
	(ii) Is the number of cooks and helpers adequate to meet the requirement of the school?	Observations and discussion with children teachers, parents, VEC members, Gram Panchayat members and cooks.
	<ul style="list-style-type: none"> <li>In only 09 (24%) sample schools the number of cooks/helpers is sufficient, whereas in 28 (76 %) sample schools, the number is insufficient to meet the requirement.</li> </ul>	

	(iii)What is remuneration paid to cooks/helpers?	Observations and discussion with children teachers, parents, VEC members, Gram Panchayat members and cooks.
	<ul style="list-style-type: none"> <li>The helpers (Sahayika) are paid Rs 1000/- as remuneration in the sample schools per month whereas, no remuneration is paid to the conveners, the Sanyojika.</li> </ul>	
	(iv)Are the remuneration paid to cooks/helpers regularly?	Observations and discussion with children teachers, parents, VEC members, Gram Panchayat members and cooks.
	<ul style="list-style-type: none"> <li>In 36 (97%) the payment of remuneration is made irregularly, however, it is paid regularly in only 01 (3%) sample schools.</li> </ul>	
	(iv) Social Composition of cooks /helpers? (SC/ST/OBC/Minority)	Observations and discussion with children teachers, parents, VEC members, Gram Panchayat members and cooks.
	<ul style="list-style-type: none"> <li>Out of 66 Cooks/helpers in the sample schools, 45 (68%) belonged to Scheduled Caste, followed by 17 (26%) who belonged to Scheduled Tribe. Other Backward Community and and Others communities are represented by 02 (3%) each.</li> </ul>	
<b>10.</b>	<p><b><u>INFRASTRUCTURE:</u></b></p> <p>Is a pucca kitchen shed-cum-store:</p> <ol style="list-style-type: none"> <li>Constructed and in use</li> <li>Constructed but not in use</li> <li>Under construction</li> <li>Sanctioned, but constructed not started</li> <li>Not sanctioned</li> <li>Any other (specify)</li> </ol>	School records, discussion with head teacher, teacher, VEC, Gram Panchayat members.
	<p>Information is to be given for point (a) , (b), (c) , (d) and (e)</p> <ul style="list-style-type: none"> <li>Only 06 (16%) schools have constructed kitchen shed cum store in use.</li> <li>In 14 (38%) schools it is constructed but not in use.</li> <li>In 05 (13.5%) schools the construction is on progress.</li> <li>It is sanctioned but construction is yet to be started in 07 (19%) school.</li> <li>In case of 05 (13.5%) school it is not yet sanctioned.</li> </ul>	
<b>11.</b>	In case the pucca kitchen shed is not available, where is the food being cooked and where are the food grains/other ingredients being stored?	Discussion with head teacher, teacher, VEC, Gram Panchayat members, Observation
	<ul style="list-style-type: none"> <li>17 (46%) schools where the pucca kitchen is not available, provisional arrangement of kitchen shed is done either in old school buildings, in veranda, in hut or open air as per the convenience. The same applies for 14 (38%) schools wherein pucca kitchen is available but not in use.</li> <li>The food grains/other ingredients are stored in the corners of the classrooms for 27 (73%) sample schools and in 10 (27%) schools, own residence have become the store rooms.</li> </ul>	
<b>12.</b>	Whether potable water is available for cooking and drinking purpose?	-do-

	<ul style="list-style-type: none"> <li>In 36 (97%) sample schools potable water is available and in 01 (3%) schools visited potable water is not available for cooking and drinking.</li> </ul>	
13.	Whether utensils used for cooking food are adequate?	Teachers/Organizer of MDM Programme
	<ul style="list-style-type: none"> <li>Similarly, 36 (97%) sample schools have sufficient utensils whereas in 01 (3%) sample school the utensils are insufficient for cooking/eating etc.</li> </ul>	
14.	What is the kind of fuel used? (Gas based/firewood etc.)	Observation
	<ul style="list-style-type: none"> <li>25 (68%) sample schools are using firewood, followed by 09 (24%) schools using coal, 02 (5%) schools using cow dung and 01 (3%) school, wherein gas is used for cooking.</li> </ul>	
15.	<b><u>SAFETY &amp; HYGIENE:</u></b>	Observation
	i. General Impression of the environment, Safety and hygiene:	
	<ul style="list-style-type: none"> <li>The general impression of the environment, safety and hygiene in 14 (38%) schools is found to be good and is average in 19 (51%) schools. However, the impression in 04 (11%) school is poor.</li> </ul>	
	ii. Are children encouraged to wash hands before and after eating?	Observation
	<ul style="list-style-type: none"> <li>In all the 37 sample schools, the children are encouraged to wash their hands before and after eating.</li> </ul>	
	iii. Do the children partake meals in an orderly manner?	Observation
	<ul style="list-style-type: none"> <li>In all the 37 sample schools the children do partake meals in an orderly manner.</li> </ul>	
	iv. Conservation of water?	Observation
	<ul style="list-style-type: none"> <li>In 35 (95%) sample schools water is conserved.</li> </ul>	
16.	<b><u>COMMUNITY PARTICIPATION:</u></b> Extent of participation by Parents/VECs/Panchayats/Urban bodies in daily supervision, monitoring, participation	Discussion with head teacher, teacher, VEC, Gram Panchayat members
	<ul style="list-style-type: none"> <li>In 31 (84%) schools no community participation in terms of monitoring and supervision is reported, however, in 06 (16%) sample schools, monitoring and supervision is done but casually.</li> <li>So far, none of the sample schools is reported to have received any contribution (cash/kind/labour) by the community.</li> </ul>	
17.	<b><u>INSPECTION &amp; SUPERVISION:</u></b> Has the mid day meal programme been inspected by any state/district/block level officers/officials?	School records, discussion with head teacher, teachers, VEC, Gram Panchayat members
	<ul style="list-style-type: none"> <li>As reported in 17 (46%) sample schools, monitoring and supervision is done only by block level officers/officials, whereas in the rest 20 (54%) schools, supervision has been done by the block level functionaries and also by the district authorities.</li> </ul>	

<p><b>18.</b></p>	<p><b><u>IMPACT:</u></b> Has the mid day meal improved the enrollment, attendance of children in school, general well being (nutritional status) of children? Is there any other incidental benefit due to serving cooked meal in schools?</p>	<p>School records, discussion with head teacher, teachers, students, VEC, Gram Panchayat members.</p>
	<ul style="list-style-type: none"> <li>• Mid Day Meal Scheme has improved the enrollment in 36 (97%) sample schools, whereas it has been instrumental in increasing the attendance in 33 (89%) schools visited. 14 (38%) sample schools do not feel that there is a positive impact on general health/hygiene.</li> </ul>	



## LIST OF SCHOOLS AS PER KEY FINDINGS

**Table No. 01 List of Schools Not Received Food Grains to School Level Regularly**

SN	Name of the Schools
01.	PS Chaiti Durga
02.	MS Krishnanagar
03.	UPS Diyalpur

**Table No. 02 List of Schools Not Received Cooking Cost Regularly**

SN	Name of the Schools	SN	Name of the Schools
01.	PS Purani Sahibganj	06.	UPS Diyalpur
02.	PS Banpartola	07.	UMS G'Pariharpur
03.	MS Krishnanagar	08.	UMS Nayatola
04.	MS Raibanna	09.	VSRMS Tetariya
05.	RMS Sahibganj		

**Table No. 03 List of Schools with Menu Not Displayed**

SN	Name of the Schools	SN	Name of the Schools
01.	PS Rasulpur Dahla	05.	AMS Pokharia
02.	PS (Snkt) Talbanna	06.	UHS Pokharia (G)
03.	PS Banpartola	07.	UHS Phulbhanga
04.	MS Talab Road		

**Table No. 04 List of Schools with Children Not Satisfied with Quality/Quantity of Food**

SN	Name of the Schools	SN	Name of the Schools
01.	PS Purani Sahibganj	08.	UPS Diyalpur
02.	PS Chaiti Durga	09.	PS Bangalia
03.	PS Rasulpur Dahla	10.	UMS Rangratola
04.	PS (Snkt) Talbanna	11.	UMS Nayatola
05.	PS Banpartola	12.	UMS Gadra
06.	MS Raibanna	13.	MS Dhanwasa
07.	RMS Sahibganj		

**Table No. 05 List of Schools Not Providing Supplementary Food**

SN	Name of the Schools	SN	Name of the Schools
01.	PS Purani Sahibganj	07.	MS Raibanna
02.	PS Chaiti Durga	08.	RMS Sahibganj
03.	PS Rasulpur Dahla	09.	PS Bangalia
04.	PS (Snkt) Talbanna	10.	UMS Rangratola
05.	PS Banpartola	11.	UMS Nayatola
06.	NCLP Mahadeoganj		

**Table No. 06 List of Schools with Remuneration Not Paid to Cooks/Helpers Regularly**

SN	Name of the Schools	SN	Name of the Schools
01.	PS Purani Sahibganj	19.	UMS G'Pariharpur

02.	PS Purani Sahibganj	20.	UMS G'Pariharpur
03.	PS Chaiti Durga	21.	UMS Rangratola
04.	PS Rasulpur Dahla	22.	UMS Nayatola
05.	PS (Snkt) Talbanna	23.	UMS Rangratola
06.	NCLP Mahadeoganj	24.	UMS Gadra
07.	UMS Old Sahibganj	25.	VSRMS Tetariya
08.	MS Krishnanagar	26.	MS Dhanwasa
09.	MS Raibanna	27.	MS Sriram Chowki
10.	MS Bangla (B)	28.	MS Mirza Chowki
11.	MS Talab Road	29.	UMS Gauripur
12.	AMS Pokharia	30.	GMS (G) Borio
13.	RMS Sahibganj	31.	GMS (G) Borio
14.	Kamla Devi MS (G)	32.	MS Borio
15.	UHS Pokharia (G)	33.	MS Borio
16.	UGHS Nagarpalika	34.	MS Borio
17.	UPS Dyalpur	35.	PS Babupur
18.	PS Bangalia	36.	UHS Phulbhanga

**Table No. 07 List of Schools with No Pucca Kitchen cum Storeroom**

SN	Name of the Schools	SN	Name of the Schools
01.	PS Purani Sahibganj	10.	Kamla Devi MS (G)
02.	PS Chaiti Durga	11.	UPS Dyalpur
03.	PS Banpartola	12.	UMS Nayatola
04.	NCLP Mahadeoganj	13.	UMS Rangratola
05.	UMS Old Sahibganj	14.	UMS Gadra
06.	MS Krishnanagar	15.	MS Dhanwasa
07.	MS Raibanna	16.	UMS Gauripur
08.	MS Talab Road	17.	PS Babupur
09.	RMS Sahibganj		

**Table No. 08 List of Schools with No Safety and Hygiene**

SN	Name of the Schools	SN	Name of the Schools
01.	PS Purani Sahibganj	03.	UGHS Nagarpalika
02.	NCLP Mahadeoganj	04.	UMS Nayatola

**Table No. 09 List of Schools with No Community Participation**

SN	Name of the Schools	SN	Name of the Schools
01.	PS Purani Sahibganj	17.	PS Bangalia
02.	PS Chaiti Durga	18.	UMS G'Pariharpur
03.	PS Rasulpur Dahla	19.	UMS G'Pariharpur
04.	PS (Snkt) Talbanna	20.	UMS Rangratola
05.	PS Banpartola	21.	UMS Nayatola
06.	UMS Old Sahibganj	22.	UMS Gadra
07.	MS Krishnanagar	23.	VSRMS Tetariya
08.	MS Raibanna	24.	MS Dhanwasa

09.	MS Bangla (B)	25.	MS Sriram Chowki
10.	MS Talab Road	26.	MS Mirza Chowki
11.	AMS Pokharia	27.	UMS Gauripur
12.	RMS Sahibganj	28.	GMS (G) Borio
13.	Kamla Devi MS (G)	29.	MS Borio
14.	UHS Pokharia (G)	30.	PS Babupur
15.	UGHS Nagarpalika	31.	UHS Phulbhanga
16.	UPS Diyalpur		

### **3. District Level Half Yearly Monitoring Report - Pakur**

MHRD/NSG needs district wise information/observation as per the TOR 2010-2012 using this format for each district separately, for the districts monitored by the Monitoring Institution both for SSA and MDM tasks. Please provide district wise detailed report as per the TOR 2010-12.

3.1	Name of the District			Pakur	
3.2	Date/Month of visit to the District			February - March 2012	
3.3	Number of elementary schools (PS/UPS) Centers covered/ monitored			PS - 07 UPS - 33	
1.	<b><u>REGULARITY IN SERVING MEAL:</u></b> Whether the school is serving hot cooked meal daily? If there was interruption, what was the extent and reasons for the same?			Students, Teachers & Parents	
	<ul style="list-style-type: none"> <li>Hot and cooked meal is served in all the sample schools monitored except UMS Adhuri and the reason behind, as told is fuel (firewood) for cooking.</li> </ul>				
2.	<b><u>TRENDS:</u></b> Extent of variation (As per school records vis-à-vis actual on the day of visit)			School level registers, MDM Registers Head Teachers, Schools level MDM functionaries / Observation of the monitoring team.	
	No.	Details	The day previous to date of visit		On the day of visit
	i.	Enrollment	14295		14295
	ii.	No. of children attending the school	5213		4122
	iii.	No. of children availing MDM as per MDM Register	5213		4122
	iv.	No. of children actually availing MDM	5213		4122
<ul style="list-style-type: none"> <li>On the day of visit, the attendance against the enrollment is recorded as 29 per cent and 100 per cent students actually had MDM.</li> </ul>					
3.	<b><u>REGULARITY IN DELIVERING FOOD GRAINS TO SCHOOL LEVEL:</u></b> (i) Is school receiving food grain regularly? If there is delay in delivering food grains, what is the extent of delay and reasons for the same?			School level registers, MDM Registers, Head Teacher, School level MDM functionaries.	
	<ul style="list-style-type: none"> <li>34 (92%) sample schools are getting food grains regularly, whereas 03 (8%) schools are reported as not having the food grains regularly.</li> </ul>				
	(ii) Is buffer stock of one-month's requirement is maintained?			School level registers, MDM Registers, Head Teacher, School level MDM functionaries	
	<ul style="list-style-type: none"> <li>24 (65%) schools do maintain the buffer stock as per requirement, barring 13 (35%) schools which are found not maintaining the monthly buffer stock.</li> </ul>				

	(iii) Is the food grains delivered at the school?	School level registers, MDM Registers, Head Teacher, School level MDM functionaries
	<ul style="list-style-type: none"> <li>26 (70%) sample schools are being provided the food grains directly, barring 11 (30%) schools where the food grains are collected from the schools nearby.</li> </ul>	
4.	<b><u>REGULARITY IN DELIVERING COOKING COST TO SCHOOL LEVEL:</u></b>	School level registers, MDM Registers, Head Teacher, School level MDM functionaries.
	(i) Is school receiving cooking cost in advance regularly? If there is delay in delivering cooking costs, what is the extent of delay and reasons for it?	
	<ul style="list-style-type: none"> <li>32 (86%) sample schools are receiving the cooking cost in advance regularly, whereas only 05 (14%) sample school is not getting the cooking cost in advance.</li> </ul>	
	(ii) In case of delay, how schools manage to ensure that there is no disruption in the feeding programme?	School level registers, MDM Registers, Head Teacher, School level MDM functionaries.
	<ul style="list-style-type: none"> <li>In case of delay, interim arrangement is done by seeking the help of schools nearby or VECs arrange of their own.</li> </ul>	
	(iii) Is cooking cost paid by Cash or through banking channel?	School level registers, MDM Registers, Head Teacher, School level MDM functionaries.
	<ul style="list-style-type: none"> <li>The cooking cost is paid through banks in all the 37 sample schools.</li> </ul>	
5.	<b><u>SOCIAL EQUITY:</u></b> Did you observe any gender or caste or community discrimination in cooking or serving or seating arrangements?	Observations
	<ul style="list-style-type: none"> <li>No gender, caste or community discrimination was observed in cooking, serving or seating arrangements in the sample schools.</li> </ul>	
6.	<b><u>VARIETY OF MENU:</u></b>	Observations and discussion with children teachers, parents, VEC members, Gram Panchayat members and cooks.
	(i) Has the school displayed its weekly menu, and is it able to adhere to the menu displayed?	
	<ul style="list-style-type: none"> <li>28 (76%) sample schools have displayed the weekly menu and try their best to adhere to, whereas the menu was not displayed in 09 (24%) sample school.</li> </ul>	
	(ii) Is there variety in the food served or is the same food served daily?	Observations and discussion with children teachers, parents, VEC members, Gram Panchayat members and cooks.
	<ul style="list-style-type: none"> <li>Variety in the food served was found in all the 37 sample schools.</li> </ul>	
	(iii) Does the daily menu include rice / wheat preparation, dal and vegetables?	Observations and discussion with children teachers, parents, VEC members, Gram Panchayat members and cooks.
	<ul style="list-style-type: none"> <li>In all the sample schools, rice, dal and vegetables are essentially included in the daily menu. However, wheat (Roti) is not served as a regular part of the daily menu.</li> </ul>	

7.	<b><u>QUALITY &amp; QUANTITY OF MEAL:</u></b> Feedback from children on	Observations of Investigation during MDM service
	a) Quality of meal:	
	<ul style="list-style-type: none"> <li>The meal served is found to be neat/clean and tasty in 09 (24%) and not so clean and tasty in 28 (76%) sample schools.</li> </ul>	
	b) Quantity of meal:	Observations of Investigation during MDM service
	<ul style="list-style-type: none"> <li>The quantity of the meal served is reported to be sufficient in 14 (38%) and insufficient in 23 (62%) sample schools.</li> </ul>	
8.	<b><u>SUPPLEMENTARY:</u></b> (i) Whether children are given micronutrients (Iron, folic acid, vitamin – A dosage) and de-worming medicine periodically?	Observations of Investigation during MDM service
	<ul style="list-style-type: none"> <li>In 29 (78%) sample schools, the children are unhappy in terms of quality and quantity of the meal.</li> <li>However, by special orientation of cooks and members of VEC/SMC on health and hygiene, things can be always improved.</li> </ul>	
		Teachers, Students, School Record
9.	<b><u>STATUS OF COOKS:</u></b> (i) Who cooks and serves the meal? (Cook/helper appointed by the Department or Self Help Group, or NGO or Contractor)	Teachers, Students, School Record
	<ul style="list-style-type: none"> <li>The service is administered by Govt. health department either monthly or quarterly.</li> </ul>	
	(ii) Is there school Health Card maintained for each child?	Teachers, Students, School Record
	<ul style="list-style-type: none"> <li>Health Card is maintained in 15 (41%) sample schools, whereas it was not in the practice in other 22 (59%) sample schools.</li> </ul>	
	(iii) What is remuneration paid to cooks/helpers?	Teachers, Students, School Record
9.	<b><u>STATUS OF COOKS:</u></b> (i) Who cooks and serves the meal? (Cook/helper appointed by the Department or Self Help Group, or NGO or Contractor)	Observations and discussion with children teachers, parents, VEC members, Gram Panchayat members and cooks.
	<ul style="list-style-type: none"> <li>In all the sample schools, the meals are cooked and served by appointed cooks usually known as Sanyojika (Convener) and Sahayika (Helper).</li> </ul>	
	(ii) Is the number of cooks and helpers adequate to meet the requirement of the school?	Observations and discussion with children teachers, parents, VEC members, Gram Panchayat members and cooks.
	<ul style="list-style-type: none"> <li>In 11 (30%) sample schools the number of cooks/helpers is sufficient, whereas in 26 (70%) sample schools, the number is insufficient to meet the requirement.</li> </ul>	
9.	(iii) What is remuneration paid to cooks/helpers?	Observations and discussion with children teachers, parents, VEC members, Gram Panchayat members and cooks.

	<ul style="list-style-type: none"> <li>The helpers (Sahayika) are paid Rs 1000/- as remuneration in the sample schools per month whereas, no remuneration is paid to the conveners, the Sanyojika.</li> </ul>	
	(iv) Are the remuneration paid to cooks/helpers regularly?	Observations and discussion with children teachers, parents, VEC members, Gram Panchayat members and cooks.
	<ul style="list-style-type: none"> <li>In only 03 (8%) schools the payment of remuneration is made regularly, however, it is irregular in 34 (92%) sample schools.</li> </ul>	
	(v) Social Composition of cooks /helpers? (SC/ST/OBC/Minority)	Observations and discussion with children teachers, parents, VEC members, Gram Panchayat members and cooks.
	<ul style="list-style-type: none"> <li>Out of 55 Cooks/helpers in the sample schools, 23 (42%) belonged to Scheduled Caste and Scheduled Tribe each. 05 (9%) Cooks/helpers belonged to Other Backward Community. Minority group and Others are represented by 02 (3.5%) each..</li> </ul>	
<b>10.</b>	<p><b><u>INFRASTRUCTURE:</u></b> Is a pucca kitchen shed-cum-store:</p> <ol style="list-style-type: none"> <li>Constructed and in use</li> <li>Constructed but not in use</li> <li>Under construction</li> <li>Sanctioned, but constructed not started</li> <li>Not sanctioned</li> <li>Any other (specify)</li> </ol>	School records, discussion with head teacher, teacher, VEC, Gram Panchayat members.
	Information is to be given for point (a) , (b), (c) , (d) and ( e)	
	<ul style="list-style-type: none"> <li>03 (8%) schools have constructed kitchen shed cum store in use.</li> <li>In 16 (43%) school it is constructed but not in use.</li> <li>05 (14%) schools the construction is on progress.</li> <li>It is sanctioned but construction is yet to be started in 06 (16%) schools.</li> <li>In case of another 07 (19%) schools it is yet to be sanctioned.</li> </ul>	
<b>11.</b>	In case the pucca kitchen shed is not available, where is the food being cooked and where are the food grains/other ingredients being stored?	Discussion with head teacher, teacher, VEC, Gram Panchayat members, Observation
	<ul style="list-style-type: none"> <li>18 (49%) schools where the pucca kitchen is not available, provisional arrangement of kitchen shed is done either in old school buildings, in veranda, in hut or open air as per the convenience. The same applies for 16 (43%) school wherein pucca kitchen is available but not in use.</li> <li>The food grains/other ingredients are stored in the corners of the classrooms for 25 (68%) sample schools and in 12 (32%) schools, own residence have become the store rooms.</li> </ul>	
<b>12.</b>	Whether potable water is available for cooking and drinking purpose?	-do-
	<ul style="list-style-type: none"> <li>In 34 (92%) sample schools potable water is available and in 03 (8%) schools visited potable water is not available for cooking and drinking.</li> </ul>	

13.	Whether utensils used for cooking food are adequate?	Teachers/Organizer of MDM Programme
	<ul style="list-style-type: none"> <li>Similarly, 32 (86%) sample schools have sufficient utensils whereas in 05 (14%) sample school the utensils are insufficient for cooking/eating etc.</li> </ul>	
14.	What is the kind of fuel used? (Gas based/firewood etc.)	Observation
	<ul style="list-style-type: none"> <li>24 (65%) sample schools are using firewood, followed by 10 (27%) schools, wherein coal is used for cooking. The rest 03 (8%) schools are found using gas for cooking.</li> </ul>	
15.	<b><u>SAFETY &amp; HYGIENE:</u></b> i. General Impression of the environment, Safety and hygiene:	Observation
	<ul style="list-style-type: none"> <li>The general impression of the environment, safety and hygiene is found to be good in 14 (38%) schools and average in 23 (43%) schools.</li> </ul>	
	ii. Are children encouraged to wash hands before and after eating?	Observation
	<ul style="list-style-type: none"> <li>In all the 37 sample schools, the children are encouraged to wash their hands before and after eating.</li> </ul>	
	iii. Do the children partake meals in an orderly manner?	Observation
	<ul style="list-style-type: none"> <li>In all the 37 sample schools the children do partake meals in an orderly manner.</li> </ul>	
	iv. Conservation of water?	Observation
	<ul style="list-style-type: none"> <li>In all the 37 sample schools water is conserved.</li> </ul>	
16.	<b><u>COMMUNITY PARTICIPATION:</u></b> Extent of participation by Parents/VECs/Panchayats/Urban bodies in daily supervision, monitoring, participation	Discussion with head teacher, teacher, VEC, Gram Panchayat members
	<ul style="list-style-type: none"> <li>In 25 (68%) schools, no community participation in terms of monitoring and supervision is reported, however, in 12 (32%) sample schools, monitoring and supervision is done but casually.</li> <li>So far, none of the sample schools is reported to have received any contribution (cash/kind/labour) by the community.</li> </ul>	
17.	<b><u>INSPECTION &amp; SUPERVISION:</u></b> Has the mid day meal programme been inspected by any state/district/block level officers/officials?	School records, discussion with head teacher, teachers, VEC, Gram Panchayat members
	<ul style="list-style-type: none"> <li>As reported in 23 (62%) sample schools, monitoring and supervision is done only by block level officers/officials, whereas in the rest 14 (38%) schools, supervision has been done by the block level functionaries and also by the district authorities.</li> </ul>	



18.	<p><b><u>IMPACT:</u></b> Has the mid day meal improved the enrollment, attendance of children in school, general well being (nutritional status) of children? Is there any other incidental benefit due to serving cooked meal in schools?</p> <ul style="list-style-type: none"> <li>• Mid Day Meal Scheme has improved the enrollment in all the 37 (100%) schools, and it has increased the attendance in 10 (27%) schools. None of the sample schools felt that there is a positive impact on general health/hygiene.</li> </ul>	School records, discussion with head teacher, teachers, students, VEC, Gram Panchayat members.
-----	--	--

## LIST OF SCHOOLS AS PER KEY FINDINGS

**Table No. 01 List of Schools Not Received Food Grains to School Level Regularly**

SN	Name of the Schools
01	UMS Jobodih
02	UMS Madhuban
03	UMS Kalajore

**Table No. 02 List of Schools Not Received Cooking Cost Regularly**

SN	Name of the Schools
01	UMS Hiranandpur
02	MS Dhanushpuja
03	UMS Nawadih
04	UMS Saulapur
05	PS Saharghati

**Table No. 03 List of Schools with Menu Not Displayed**

SN	Name of the Schools	SN	Name of the Schools
01	PS Talbadang	06	UMS Ranga
02	PS Deopur	07	UMS Madhuban
03	UMS Saulapur	08	PS Saharghati
04	UMS Rodgo	09	UMS Kalajore
05	UMS Jobodih		

**Table No. 04 List of Schools with Children Not Satisfied with Quality/Quantity of Food**

SN	Name of the Schools	SN	Name of the Schools
01	PS Baganpara	16	PS Taljhari
02	PS Talbadang	17	UMS Nawadih
03	PS Deopur	18	UMS Saulapur
04	UMS Sonajori	19	UMS Kathalpara
05	UMS Hiranandpur	20	MS (B) Litipara
06	MS Dhanushpuja	21.	UMS Rodgo
07	Adarsh Biltu MS	22.	MS (G) Litipara
08	MS Harindanga	23.	UMS Jobodih
09	PS Tursadih	24.	UMS Ranga
10	UMS Hathkathi (U)	25.	UMS Ranga
11	UMS Ghagharjani	26.	UMS Madhuban
12	UMS (G) Hiranpur	27.	PS Saharghati
13	MS Hiranpur	28.	UMS Kalajore
14	MS Tarapur	29.	MS Paderkola
15	MS Tarapur		

**Table No. 06 List of Schools with Remuneration Not Paid to Cooks/Helpers Regularly**

SN	Name of the Schools	SN	Name of the Schools
01	PS Baganpara	18.	MS Tarapur

02	PS Talbadang	19.	PS Taljhari
03	PS Deopur	20.	UMS Nawadih
04	UMS Sonajori	21.	UMS Saulapur
05	UMS Hiranandpur	22.	UMS Kathalpara
06	UMS Kalikapur	23.	MS (B) Litipara
07	MS Dhanushpuja	24.	UMS Rodgo
08	Adarsh Biltu MS	25.	UMS Rodgo
09	MS Harindanga	26.	MS (G) Litipara
10	PS Tursadih	27.	UMS Jobodih
11	PS Tursadih	28.	UMS Ranga
12	UMS Hathkathi (U)	29.	UMS Ranga
13	UMS Ghagharjani	30.	UMS Madhuban
14	MS Hiranpur	31.	PS Saharghati
15	MS Hiranpur	32.	UMS Kalajore
16	MS Hiranpur	33.	MS Paderkola
17	MS Tarapur	34.	MS Paderkola

**Table No. 05 List of Schools Not Providing Supplementary Food**

SN	Name of the Schools	SN	Name of the Schools
01	PS Baganpara	05	UMS Hiranandpur
02	PS Talbadang	06	PS Tursadih
03	PS Deopur	07	PS Taljhari
04	UMS Sonajori		

**Table No. 06 List of Schools with No Pucca Kitchen cum Storeroom**

SN	Name of the Schools	SN	Name of the Schools
01	PS Baganpara	07	MS Harindanga
02	PS Talbadang	08	PS Tursadih
03	PS Deopur	09	PS Taljhari
04	UMS Sonajori	10	UMS Ranga
05	UMS Kalikapur	11	PS Saharghati
06	Adarsh Biltu MS	12	UMS Kalajore

**Table No. 07 List of Schools with No Community Participation**

SN	Name of the Schools	SN	Name of the Schools
01	PS Baganpara	14.	MS Hiranpur
02	PS Talbadang	15.	PS Taljhari
03	PS Deopur	16.	UMS Saulapur
04	UMS Sonajori	17.	MS (B) Litipara
05	UMS Hiranandpur	18.	UMS Rodgo
06	UMS Kalikapur	19.	MS (G) Litipara
07	MS Dhanushpuja	20.	UMS Jobodih
08	MS Dhanushpuja	21.	UMS Ranga
09	Adarsh Biltu MS	22.	UMS Madhuban
10	MS Harindanga	23.	PS Saharghati

11	PS Tursadih	24.	UMS Kalajore
12	UMS Hathkathi (U)	25.	MS Paderkola
13	UMS (G) Hiranpur		

### **3. District Level Half Yearly Monitoring Report - Dumka**

MHRD/NSG needs district wise information/observation as per the TOR 2010-2012 using this format for each district separately, for the districts monitored by the Monitoring Institution both for SSA and MDM tasks. Please provide district wise detailed report as per the TOR 2010-12.

3.1	Name of the District			Dumka	
3.2	Date/Month of visit to the District			February – March 2012	
3.3	Number of elementary schools (PS/UPS) Centers covered/ monitored			PS- 17 UPS - 23	
1.	<b><u>REGULARITY IN SERVING MEAL:</u></b> Whether the school is serving hot cooked meal daily? If there was interruption, what was the extent and reasons for the same?			Students, Teachers & Parents	
	<ul style="list-style-type: none"> <li>Hot and cooked meal is served in 36 (97%) sample schools.</li> </ul>				
2.	<b><u>TRENDS:</u></b> Extent of variation (As per school records vis-à-vis actual on the day of visit)			School level registers, MDM Registers Head Teachers, Schools level MDM functionaries / Observation of the monitoring team.	
	No.	Details	The day previous to date of visit		On the day of visit
	i.	Enrollment	7350		7350
	ii.	No. of children attending the school	3602		3365
	iii.	No. of children availing MDM as per MDM Register	3602		3365
	iv.	No. of children actually availing MDM	3602		3285
<ul style="list-style-type: none"> <li>On the day of visit, the attendance against the enrollment is recorded as 49 per cent and 98 per cent students actually had MDM.</li> </ul>					
3.	<b><u>REGULARITY IN DELIVERING FOOD GRAINS TO SCHOOL LEVEL:</u></b> (i) Is school receiving food grain regularly? If there is delay in delivering food grains, what is the extent of delay and reasons for the same?			School level registers, MDM Registers, Head Teacher, School level MDM functionaries.	
	<ul style="list-style-type: none"> <li>34 (92%) sample schools are getting food grains regularly, whereas 03 (8%) schools are reported as not having the food grains regularly.</li> </ul>				
	(ii) Is buffer stock of one-month's requirement is maintained?			School level registers, MDM Registers, Head Teacher, School level MDM functionaries	
	<ul style="list-style-type: none"> <li>26 (70%) schools do maintain the buffer stock as per requirement, barring 11 (30%) schools which are found not maintaining the monthly buffer stock.</li> </ul>				

	(iii) Is the food grains delivered at the school?	School level registers, MDM Registers, Head Teacher, School level MDM functionaries
	<ul style="list-style-type: none"> <li>30 (81%) sample schools are being provided the food grains directly, barring 07 (19%) schools where the food grains are collected from the schools nearby.</li> </ul>	
4.	<b><u>REGULARITY IN DELIVERING COOKING COST TO SCHOOL LEVEL:</u></b>	School level registers, MDM Registers, Head Teacher, School level MDM functionaries.
	(i) Is school receiving cooking cost in advance regularly? If there is delay in delivering cooking costs, what is the extent of delay and reasons for it?	
	<ul style="list-style-type: none"> <li>29 (78%) sample schools are receiving the cooking cost in advance regularly, whereas only 08 (22%) sample school is not getting the cooking cost in advance.</li> </ul>	
	(ii) In case of delay, how schools manage to ensure that there is no disruption in the feeding programme?	School level registers, MDM Registers, Head Teacher, School level MDM functionaries.
	<ul style="list-style-type: none"> <li>In case of delay, interim arrangement is done by seeking the help of schools nearby or VECs arrange of their own.</li> </ul>	
	(iii) Is cooking cost paid by Cash or through banking channel?	School level registers, MDM Registers, Head Teacher, School level MDM functionaries.
	<ul style="list-style-type: none"> <li>The cooking cost is paid through banks in all the 37 sample schools.</li> </ul>	
5.	<b><u>SOCIAL EQUITY:</u></b> Did you observe any gender or caste or community discrimination in cooking or serving or seating arrangements?	Observations
	<ul style="list-style-type: none"> <li>No gender, caste or community discrimination was observed in cooking, serving or seating arrangements in the sample schools.</li> </ul>	
6.	<b><u>VARIETY OF MENU:</u></b>	Observations and discussion with children teachers, parents, VEC members, Gram Panchayat members and cooks.
	(i) Has the school displayed its weekly menu, and is it able to adhere to the menu displayed?	
	<ul style="list-style-type: none"> <li>33 (89%) sample schools monitored have displayed the weekly menu and try their best to adhere to.</li> </ul>	
	(ii) Is there variety in the food served or is the same food served daily?	Observations and discussion with children teachers, parents, VEC members, Gram Panchayat members and cooks.
	<ul style="list-style-type: none"> <li>Variety in the food served was found in all the 37 sample schools.</li> </ul>	
	(iii) Does the daily menu include rice / wheat preparation, dal and vegetables?	Observations and discussion with children teachers, parents, VEC members, Gram Panchayat members and cooks.
	<ul style="list-style-type: none"> <li>In all the sample schools, rice, dal and vegetables are essentially included in the daily menu. However, wheat (Roti) is not served as a regular part of the daily menu.</li> </ul>	

7.	<b><u>QUALITY &amp; QUANTITY OF MEAL:</u></b> Feedback from children on	Observations of Investigation during MDM service
	a) Quality of meal:	
	<ul style="list-style-type: none"> <li>The meal served is found to be neat/clean and tasty in 22 (59%) and not so clean and tasty in 15 (41%) sample schools.</li> </ul>	
	b) Quantity of meal:	Observations of Investigation during MDM service
	<ul style="list-style-type: none"> <li>The quantity of the meal served is reported to be sufficient in 24 (65%) and insufficient in 13 (35%) sample schools.</li> </ul>	
8.	<b><u>SUPPLEMENTARY:</u></b> (i) Whether children are given micronutrients (Iron, folic acid, vitamin – A dosage) and de-worming medicine periodically?	Observations of Investigation during MDM service
	<ul style="list-style-type: none"> <li>In 21 (57%) sample schools, the children are unhappy in terms of quality and quantity of the meal.</li> <li>However, by special orientation of cooks and members of VEC/SMC on health and hygiene, things can be always improved.</li> </ul>	
9.	<b><u>STATUS OF COOKS:</u></b> (i) Who cooks and serves the meal? (Cook/helper appointed by the Department or Self Help Group, or NGO or Contractor)	Teachers, Students, School Record
	<ul style="list-style-type: none"> <li>In 31 (84%) sample schools, the Iron Folic, Vitamin A and de-worming dosage have been distributed. However, nothing was provided in 06 (16%) sample school.</li> </ul>	
	(ii) Who administers these medicines and at what frequency?	Teachers, Students, School Record
	<ul style="list-style-type: none"> <li>The service is administered by Govt. health department either monthly or quarterly.</li> </ul>	
	(iii) Is there school Health Card maintained for each child?	Teachers, Students, School Record
	<ul style="list-style-type: none"> <li>Health Card is maintained in only 08 (22%) sample schools, whereas it is not being maintained in other 29 (78%) sample schools.</li> </ul>	
9.	<b><u>STATUS OF COOKS:</u></b> (i) Who cooks and serves the meal? (Cook/helper appointed by the Department or Self Help Group, or NGO or Contractor)	Observations and discussion with children teachers, parents, VEC members, Gram Panchayat members and cooks.
	<ul style="list-style-type: none"> <li>In all the sample schools, the meals are cooked and served by appointed cooks usually known as Sanyojika (Convener) and Sahayika (Helper).</li> </ul>	
	(ii) Is the number of cooks and helpers adequate to meet the requirement of the school?	Observations and discussion with children teachers, parents, VEC members, Gram Panchayat members and cooks.
	<ul style="list-style-type: none"> <li>In 20 (54%) sample schools the number of cooks/helpers is sufficient, whereas in 17 (46%) sample schools, the number is insufficient to meet the requirement.</li> </ul>	
	(iii) What is remuneration paid to cooks/helpers?	Observations and discussion with children teachers, parents, VEC members, Gram Panchayat members and cooks.

	<ul style="list-style-type: none"> <li>The helpers (Sahayika) are paid Rs 1000/- as remuneration in the sample schools per month whereas, no remuneration is paid to the conveners, the Sanyojika.</li> </ul>	
	(iv) Are the remuneration paid to cooks/helpers regularly?	Observations and discussion with children teachers, parents, VEC members, Gram Panchayat members and cooks.
	<ul style="list-style-type: none"> <li>In only 01 (3%) school, the payment of remuneration is made regularly. Thus, it is found irregular in 36 (97%) schools monitored.</li> </ul>	
	(v) Social Composition of cooks /helpers? (SC/ST/OBC/Minority)	Observations and discussion with children teachers, parents, VEC members, Gram Panchayat members and cooks.
	<ul style="list-style-type: none"> <li>Out of 60 Cooks/helpers in the sample schools, 39 (65%) belonged to Scheduled Caste followed by 17 (28%) from Scheduled Tribe. 02 (3%) belonged to Minority Group, whereas Other Backward Community and Others are represented by 01 (2%) each.</li> </ul>	
<b>10.</b>	<p><b><u>INFRASTRUCTURE:</u></b> Is a pucca kitchen shed-cum-store:</p> <ol style="list-style-type: none"> <li>Constructed and in use</li> <li>Constructed but not in use</li> <li>Under construction</li> <li>Sanctioned, but constructed not started</li> <li>Not sanctioned</li> <li>Any other (specify)</li> </ol>	School records, discussion with head teacher, teacher, VEC, Gram Panchayat members.
	<p>Information is to be given for point (a) , (b), (c) , (d) and ( e)</p> <ul style="list-style-type: none"> <li>03 (8%) schools have constructed kitchen shed cum store in use.</li> <li>In 19 (51%) the constructed kitchen shed cum store is available but not being used.</li> <li>05 (13.5%) schools the construction is on progress.</li> <li>It is sanctioned but construction is yet to be started in 05 (13.5%) schools.</li> <li>In case of another 05 (13.5%) schools it is yet to be sanctioned.</li> </ul>	
<b>11.</b>	In case the pucca kitchen shed is not available, where is the food being cooked and where are the food grains/other ingredients being stored?	Discussion with head teacher, teacher, VEC, Gram Panchayat members, Observation
	<ul style="list-style-type: none"> <li>In all the 15 (41%) schools where the pucca kitchen is not available, provisional arrangement of kitchen shed is done either in old school buildings, in veranda, in hut or open air as per the convenience. The same applies for 19 (51%) schools, wherein pucca kitchen shed is available, but not in use.</li> <li>The food grains/other ingredients are stored in the corners of the classrooms for 34 (92%) sample schools and in 03 (8%) schools, own residence are being used as the store rooms.</li> </ul>	
<b>12.</b>	Whether potable water is available for cooking and drinking purpose?	-do-
	<ul style="list-style-type: none"> <li>In 35 (95%) sample schools potable water is available and in 02 (5%) schools visited potable water is not available for cooking and drinking.</li> </ul>	



13.	Whether utensils used for cooking food are adequate?	Teachers/Organizer of MDM Programme
	<ul style="list-style-type: none"> <li>Similarly, 35 (95%) sample schools have sufficient utensils whereas in 02 (5%) sample school the utensils are insufficient for cooking/eating etc.</li> </ul>	
14.	What is the kind of fuel used? (Gas based/firewood etc.)	Observation
	<ul style="list-style-type: none"> <li>29 (78%) sample schools are using firewood for cooking, followed by 07 (19%) using coal. Gas is being used by only 01 (3%) sample school.</li> </ul>	
15.	<b><u>SAFETY &amp; HYGIENE:</u></b> i. General Impression of the environment, Safety and hygiene:	Observation
	<ul style="list-style-type: none"> <li>The general impression of the environment, safety and hygiene in 23 (62%) schools is found to be good and is average in 14 (38%) schools.</li> </ul>	
	ii. Are children encouraged to wash hands before and after eating?	Observation
	<ul style="list-style-type: none"> <li>In all the 37 sample schools, the children are encouraged to wash their hands before and after eating.</li> </ul>	
	iii. Do the children partake meals in an orderly manner?	Observation
	<ul style="list-style-type: none"> <li>In all the 37 sample schools the children do partake meals in an orderly manner.</li> </ul>	
	iv. Conservation of water?	Observation
	<ul style="list-style-type: none"> <li>In all the 37 sample schools water is conserved.</li> </ul>	
	v. Is the cooking process and storage of fuel safe, not posing any fire hazard?	Observation
<ul style="list-style-type: none"> <li>In 36 (97%) sample schools, except 01 (3%), safety measures are being taken care of while cooking and storing fuel.</li> </ul>		
16.	<b><u>COMMUNITY PARTICIPATION:</u></b> Extent of participation by Parents/VECs/Panchayats/Urban bodies in daily supervision, monitoring, participation	Discussion with head teacher, teacher, VEC, Gram Panchayat members
	<ul style="list-style-type: none"> <li>In case of 07 (19%) sample schools, monitoring and supervision is done but casually. No community participation in terms of monitoring and supervision is reported in 30 (81%) school monitored.</li> <li>So far, none of the sample schools is reported to have received any contribution (cash/kind/labour) by the community.</li> </ul>	
17.	<b><u>INSPECTION &amp; SUPERVISION:</u></b> Has the mid day meal programme been inspected by any state/district/block level officers/officials?	School records, discussion with head teacher, teachers, VEC, Gram Panchayat members
	<ul style="list-style-type: none"> <li>As reported in 13 (35%) sample schools, monitoring and supervision is done only by block level officers/officials, whereas in 22 (59%) schools, supervision has been done by the block and district level functionaries. In the rest 02 (6%) schools the monitoring has been done also by the state level authorities.</li> </ul>	

<p><b>18.</b></p>	<p><b><u>IMPACT:</u></b> Has the mid day meal improved the enrollment, attendance of children in school, general well being (nutritional status) of children? Is there any other incidental benefit due to serving cooked meal in schools?</p>	<p>School records, discussion with head teacher, teachers, students, VEC, Gram Panchayat members.</p>
	<ul style="list-style-type: none"> <li>• In all the 37 (100%) sample schools, Mid Day Meal Scheme has improved the enrollment but it has increased the attendance in only 17 (46%) schools visited. None of the sample schools felt that there is any positive impact on general health/hygiene.</li> </ul>	

## LIST OF SCHOOLS AS PER KEY FINDINGS

**Table No. 01 List of Schools Not Serving Meal Regularly**

SN	Name of the Schools	Period (since)
01.	PS Bandarjori Mission	05 days

**Table No. 02 List of Schools Not Received Food Grains to School Level Regularly**

SN	Name of the Schools
01.	PS Bandarjori Mission
02.	RHMS Dudhani
03.	SRKAMS Dumka

**Table No. 03 List of Schools Not Received Cooking Cost Regularly**

SN	Name of the Schools	SN	Name of the Schools
01.	PS Thana Road (U)	05.	LBSMS Dumka
02.	PS Bandarjori Mission	06.	UMS Jaratkar
03.	PS Badarjori	07.	UMS Kalipathar
04.	MS Lakhikundi	08.	MS Dalahi

**Table No. 04 List of Schools with Menu Not Displayed**

SN	Name of the Schools	SN	Name of the Schools
01.	PS Bandarjori	03.	NPS Jarpura
02.	AMS Gandhinagar	04.	NPS Kurman

**Table No. 05 List of Schools with Children Not Satisfied with Quality/Quantity of Food**

SN	Name of the Schools	SN	Name of the Schools
01.	PS Rasikpur Harijantola	09.	UPS Hethrengni
02.	PS Thana Road (U)	10.	UMS Asanjore
03.	PS Bandarjori Mission	11.	PS Cholitranr
04.	PS Bandarjori	12.	PS Sidpahari II
05.	PS Mahuadangal	13.	UMS Bhangahir
06.	KKMS Dumka	14.	MS (G) Masalia
07.	SRKAMS Dumka	15.	UMS Kalipathar
08.	PS Mahulbana	16.	UMS Pahargora

**Table No. 05 List of Schools Not Providing Supplementary Food**

SN	Name of the Schools	SN	Name of the Schools
01.	PS Rasikpur Harijantola	04.	PS Badarjori
02.	PS Thana Road (U)	05.	NPS Jarpura
03.	PS Bandarjori Mission	06.	NPS Kurman

**Table No. 06 List of Schools with Remuneration Not Paid to Cooks/Helpers Regularly**

SN	Name of the Schools	SN	Name of the Schools
01.	PS Rasikpur Harijantola	19.	UPS Hethrengni
02.	PS Bandarjori Mission	20.	UMS Rengni

03.	PS Badarjori	21.	UMS Jaratikar
04.	PS Mahuadangal	22.	UMS Asanjore
05.	KKMS Dumka	23.	UMS Silanda
06.	RHMS Dudhani	24.	AMS (B) Jama
07.	MS Lakhikundi	25.	NPS Manraidih
08.	AMS Gandhinagar	26.	PS Cholitran
09.	LBSMS Dumka	27.	PS Haroraidih
10.	SRKAMS Dumka	28.	PS Sidpahari II
11.	SRKAMS Dumka	29.	UMS Bhangahir
12.	NPS Jarpura	30.	UMS Jhiluwa
13.	NPS Kurman	31.	MS (G) Masalia
14.	PS Sugnibad	32.	UMS Taldangal
15.	PS Mahulbana	33.	UMS Kalipathar
16.	PS Kolhua	34.	UMS Pahargora
17.	UPS Radotola	35.	MS Dalahi
18.	PS Sejakora	36.	MS Dalahi

**Table No. 07 List of Schools with No Pucca Kitchen cum Storeroom**

SN	Name of the Schools	SN	Name of the Schools
01.	PS Thana Road (U)	09.	UPS Radotola
02.	PS Bandarjori Mission	10.	PS Sejakora
03.	PS Badarjori	11.	UPS Hethrengni
04.	PS Mahuadangal	12.	UMS Rengni
05.	NPS Jarpura	13.	UMS Bhangahir
06.	PS Sugnibad	14.	UMS Jhiluwa
07.	PS Mahulbana	15.	UMS Kalipathar
08.	PS Kolhua		

**Table No. 08 List of Schools with No Community Participation**

SN	Name of the Schools	SN	Name of the Schools
01	PS Thana Road (U)	16	UPS Hethrengni
02	PS Bandarjori Mission	17	UMS Rengni
03	PS Badarjori	18	UMS Asanjore
04	PS Mahuadangal	19	UMS Silanda
05	KKMS Dumka	20	NPS Manraidih
06	LBSMS Dumka	21.	PS Cholitran
07	SRKAMS Dumka	22.	PS Haroraidih
08	SRKAMS Dumka	23.	PS Sidpahari II
09	NPS Jarpura	24.	UMS Bhangahir
10	NPS Kurman	25.	UMS Jhiluwa
11	PS Sugnibad	26.	UMS Taldangal
12	PS Mahulbana	27.	UMS Kalipathar
13	PS Kolhua	28.	UMS Pahargora
14	UPS Radotola	29.	MS Dalahi
15	PS Sejakora	30.	MS Dalahi

### **3. District Level Half Yearly Monitoring Report - Jamtara**

MHRD/NSG needs district wise information/observation as per the TOR 2010-2012 using this format for each district separately, for the districts monitored by the Monitoring Institution both for SSA and MDM tasks. Please provide district wise detailed report as per the TOR 2010-12.

3.1	Name of the District			Jamtara	
3.2	Date/Month of visit to the District			February - March 2012	
3.3	Number of elementary schools (PS/UPS) Centers covered/ monitored			PS - 14 UPS - 26	
1.	<b><u>REGULARITY IN SERVING MEAL:</u></b> Whether the school is serving hot cooked meal daily? If there was interruption, what was the extent and reasons for the same?			Students, Teachers & Parents	
	<ul style="list-style-type: none"> <li>Hot and cooked meal is served in all the sample schools monitored.</li> </ul>				
2.	<b><u>TRENDS:</u></b> Extent of variation (As per school records vis-à-vis actual on the day of visit)			School level registers, MDM Registers Head Teachers, Schools level MDM functionaries / Observation of the monitoring team.	
	No.	Details	The day previous to date of visit		On the day of visit
	i.	Enrollment	8065		8065
	ii.	No. of children attending the school	4004		3810
	iii.	No. of children availing MDM as per MDM Register	4004		3810
	iv.	No. of children actually availing MDM	4004		3730
<ul style="list-style-type: none"> <li>On the day of visit, the attendance against the enrollment is recorded as 47 per cent and 98 per cent students actually had MDM.</li> </ul>					
3.	<b><u>REGULARITY IN DELIVERING FOOD GRAINS TO SCHOOL LEVEL:</u></b> (i) Is school receiving food grain regularly? If there is delay in delivering food grains, what is the extent of delay and reasons for the same?			School level registers, MDM Registers, Head Teacher, School level MDM functionaries.	
	<ul style="list-style-type: none"> <li>34 (92%) sample schools are getting food grains regularly, whereas 03 (8%) schools are reported as not having the food grains regularly.</li> </ul>				
	(ii) Is buffer stock of one-month's requirement is maintained?			School level registers, MDM Registers, Head Teacher, School level MDM functionaries	
	<ul style="list-style-type: none"> <li>26 (70%) schools do maintain the buffer stock as per requirement, barring 11 (30%) schools which are found not maintaining the monthly buffer stock.</li> </ul>				

	iii) Is the food grains delivered at the school?	School level registers, MDM Registers, Head Teacher, School level MDM functionaries
	<ul style="list-style-type: none"> <li>29 (78%) sample schools are being provided the food grains directly, barring 08 (22%) schools where the food grains are collected from the schools nearby.</li> </ul>	
4.	<b><u>REGULARITY IN DELIVERING COOKING COST TO SCHOOL LEVEL:</u></b>	School level registers, MDM Registers, Head Teacher, School level MDM functionaries.
	(i) Is school receiving cooking cost in advance regularly? If there is delay in delivering cooking costs, what is the extent of delay and reasons for it?	
	<ul style="list-style-type: none"> <li>28 (76%) sample schools are receiving the cooking cost in advance regularly, whereas only 09 (24%) sample school is not getting the cooking cost in advance.</li> </ul>	
	(ii) In case of delay, how schools manage to ensure that there is no disruption in the feeding programme?	School level registers, MDM Registers, Head Teacher, School level MDM functionaries.
	<ul style="list-style-type: none"> <li>In case of delay, interim arrangement is done by seeking the help of schools nearby or VECs arrange of their own.</li> </ul>	
	(iii) Is cooking cost paid by Cash or through banking channel?	School level registers, MDM Registers, Head Teacher, School level MDM functionaries.
	<ul style="list-style-type: none"> <li>The cooking cost is paid through banks in all the 37 sample schools.</li> </ul>	
5.	<b><u>SOCIAL EQUITY:</u></b> Did you observe any gender or caste or community discrimination in cooking or serving or seating arrangements?	Observations
	<ul style="list-style-type: none"> <li>No gender, caste or community discrimination was observed in cooking, serving or seating arrangements in the sample schools.</li> </ul>	
6.	<b><u>VARIETY OF MENU:</u></b>	Observations and discussion with children teachers, parents, VEC members, Gram Panchayat members and cooks.
	i) Has the school displayed its weekly menu, and is it able to adhere to the menu displayed?	
	<ul style="list-style-type: none"> <li>35 (95%) sample schools monitored have displayed the weekly menu and try their best to adhere to whereas in 02 (5%) schools menu is not displayed.</li> </ul>	
	ii) Is there variety in the food served or is the same food served daily?	Observations and discussion with children teachers, parents, VEC members, Gram Panchayat members and cooks.
	<ul style="list-style-type: none"> <li>Variety in the food served was found in all the 37 sample schools.</li> </ul>	
	iii) Does the daily menu include rice / wheat preparation, dal and vegetables?	Observations and discussion with children teachers, parents, VEC members, Gram Panchayat members and cooks.
	<ul style="list-style-type: none"> <li>In all the sample schools, rice, dal and vegetables are essentially included in the daily menu. However, wheat (Roti) is not served as a regular part of the daily menu.</li> </ul>	

7.	<b><u>QUALITY &amp; QUANTITY OF MEAL:</u></b> Feedback from children on	Observations of Investigation during MDM service
	a) Quality of meal:	
	<ul style="list-style-type: none"> <li>The meal served is found to be neat/clean and tasty in 11 (30%) and not so clean and tasty in 26 (70%) sample schools.</li> </ul>	
	b) Quantity of meal:	Observations of Investigation during MDM service
	<ul style="list-style-type: none"> <li>The quantity of the meal served is reported to be sufficient in 20 (54%) and insufficient in 17 (46%) sample schools.</li> </ul>	
8.	<b><u>SUPPLEMENTARY:</u></b> i) Whether children are given micronutrients (Iron, folic acid, vitamin – A dosage) and de-worming medicine periodically?	Teachers, Students, School Record
	<ul style="list-style-type: none"> <li>In 24 (65%) sample schools, the Iron Folic, Vitamin A and de-worming dosage have been distributed. On the other hand nothing has been provided in 13 (35%) schools monitored.</li> </ul>	
	ii) Who administers these medicines and at what frequency?	Teachers, Students, School Record
	<ul style="list-style-type: none"> <li>The service is administered by Govt. health department either monthly or quarterly.</li> </ul>	
	iii) Is there school Health Card maintained for each child?	Teachers, Students, School Record
<ul style="list-style-type: none"> <li>Health Card is maintained in only 24 (65%) sample schools, whereas it is not being maintained in 13 (35%) schools.</li> </ul>		
9.	<b><u>STATUS OF COOKS:</u></b> i) Who cooks and serves the meal? (Cook/helper appointed by the Department or Self Help Group, or NGO or Contractor)	Observations and discussion with children teachers, parents, VEC members, Gram Panchayat members and cooks.
	<ul style="list-style-type: none"> <li>In all the sample schools, the meals are cooked and served by appointed cooks usually known as Sanyojika (Convener) and Sahayika (Helper).</li> </ul>	
	(ii) Is the number of cooks and helpers adequate to meet the requirement of the school?	Observations and discussion with children teachers, parents, VEC members, Gram Panchayat members and cooks.
	<ul style="list-style-type: none"> <li>In only 04 (11%) sample schools the number of cooks/helpers is sufficient, whereas in 33 (89%) sample schools, the number is insufficient to meet the requirement.</li> </ul>	

	(iii) What is remuneration paid to cooks/helpers?	Observations and discussion with children teachers, parents, VEC members, Gram Panchayat members and cooks.
	<ul style="list-style-type: none"> <li>The helpers (Sahayika) are paid Rs 1000/- as remuneration in the sample schools per month whereas, no remuneration is paid to the conveners, the Sanyojika.</li> </ul>	
	(iv) Are the remuneration paid to cooks/helpers regularly?	Observations and discussion with children teachers, parents, VEC members, Gram Panchayat members and cooks.
	<ul style="list-style-type: none"> <li>In only 05 (14%) schools the payment of remuneration is made regularly, however, it is paid irregularly in 32 (86%) sample schools.</li> </ul>	
	(v) Social Composition of cooks /helpers? (SC/ST/OBC/Minority)	Observations and discussion with children teachers, parents, VEC members, Gram Panchayat members and cooks.
	<ul style="list-style-type: none"> <li>Out of 94 Cooks/helpers in the sample schools, 64 (68%) belonged to Scheduled Caste, followed by 13 (14%) from Scheduled Tribe. 11 (12%) belonged to Other Backward Community, whereas 06 (6%) belonged to Minority Group.</li> </ul>	
<b>10.</b>	<p><b><u>INFRASTRUCTURE:</u></b></p> <p>Is a pucca kitchen shed-cum-store:</p> <ol style="list-style-type: none"> <li>Constructed and in use</li> <li>Constructed but not in use</li> <li>Under construction</li> <li>Sanctioned, but constructed not started</li> <li>Not sanctioned</li> <li>Any other (specify)</li> </ol>	School records, discussion with head teacher, teacher, VEC, Gram Panchayat members.
	<p>Information is to be given for point (a) , (b), (c) , (d) and ( e)</p> <ul style="list-style-type: none"> <li>08 (22%) schools have constructed kitchen shed cum store in use.</li> <li>17 (46%) schools have constructed kitchen shed cum store, but not being used.</li> <li>In 03 (8%) schools, the construction is on progress.</li> <li>It is sanctioned but construction is yet to be started in 03 (8%) schools.</li> <li>In case of another 06 (16%) schools it is yet to be sanctioned.</li> </ul>	
<b>11.</b>	In case the pucca kitchen shed is not available, where is the food being cooked and where are the food grains/other ingredients being stored?	Discussion with head teacher, teacher, VEC, Gram Panchayat members, Observation
	<ul style="list-style-type: none"> <li>In all the 12 (32%) schools where the pucca kitchen is not available, provisional arrangement of kitchen shed is done either in old school buildings, in veranda, in hut or open air as per the convenience. The same applies for 17 (46%) schools, having kitchen shed cum store, but not being used.</li> <li>The food grains/other ingredients are stored in the corners of the classrooms for 30 (81%) sample schools and in 07 (19%) schools, own residence have become the store rooms.</li> </ul>	
<b>12.</b>	Whether potable water is available for cooking and drinking purpose?	-do-



	<ul style="list-style-type: none"> <li>In 30 (81%) sample schools potable water is available and in 07 (19%) schools visited potable water is not available for cooking and drinking.</li> </ul>	
13.	Whether utensils used for cooking food are adequate?	Teachers/Organizer of MDM Programme
	<ul style="list-style-type: none"> <li>Similarly, 31 (84%) sample schools have sufficient utensils whereas in 06 (16%) sample school the utensils are insufficient for cooking/eating etc.</li> </ul>	
14.	What is the kind of fuel used? (Gas based/firewood etc.)	Observation
	<ul style="list-style-type: none"> <li>Coal is used by 23 (62%) sample schools, followed by 12 (32%) schools using fire wood and gas and cow dung is being used for cooking by 01 (16%) sample schools each.</li> </ul>	
15.	<b><u>SAFETY &amp; HYGIENE:</u></b> i) General Impression of the environment, Safety and hygiene:	Observation
	<ul style="list-style-type: none"> <li>The general impression of the environment, safety and hygiene in 15 (41%) schools is found to be good and is average in 20 (54%) schools. The impression in 02 (5%) school is found poor.</li> </ul>	
	ii. Are children encouraged to wash hands before and after eating?	Observation
	<ul style="list-style-type: none"> <li>In all the 37 sample schools, the children are encouraged to wash their hands before and after eating.</li> </ul>	
	iii. Do the children partake meals in an orderly manner?	Observation
	<ul style="list-style-type: none"> <li>In all the 37 sample schools the children do partake meals in an orderly manner.</li> </ul>	
	iv. Conservation of water?	Observation
	<ul style="list-style-type: none"> <li>In all the 37 sample schools water is conserved.</li> </ul>	
	v. Is the cooking process and storage of fuel safe, not posing any fire hazard?	Observation
<ul style="list-style-type: none"> <li>In all the sample schools, safety measures are being taken care of while cooking and storing fuel.</li> </ul>		
16.	<b><u>COMMUNITY PARTICIPATION:</u></b> Extent of participation by Parents/VECs/Panchayats/Urban bodies in daily supervision, monitoring, participation	Discussion with head teacher, teacher, VEC, Gram Panchayat members
	<ul style="list-style-type: none"> <li>In case of 16 (43%) sample schools, monitoring and supervision is done but casually. No community participation in terms of monitoring and supervision is reported in 21 (57%) school monitored.</li> <li>So far, none of the sample schools is reported to have received any contribution (cash/kind/labour) by the community.</li> </ul>	
17.	<b><u>INSPECTION &amp; SUPERVISION:</u></b> Has the mid day meal programme been inspected by any state/district/block level officers/officials?	School records, discussion with head teacher, teachers, VEC, Gram Panchayat members
	<ul style="list-style-type: none"> <li>As reported in 17 (46%) sample schools, monitoring and supervision is done only by block level officers/officials, whereas in the rest 20 (54%) schools, supervision has been done by both the block level functionaries and district authorities.</li> </ul>	

<p><b>18.</b></p>	<p><b><u>IMPACT:</u></b> Has the mid day meal improved the enrollment, attendance of children in school, general well being (nutritional status) of children? Is there any other incidental benefit due to serving cooked meal in schools?</p>	<p>School records, discussion with head teacher, teachers, students, VEC, Gram Panchayat members.</p>
	<ul style="list-style-type: none"> <li>• In all the sample schools, Mid Day Meal Scheme has improved the enrollment but it has increased the attendance in 17 (46%) as well. None of the sample schools felt that there is any positive impact on general health/hygiene.</li> </ul>	

## LIST OF SCHOOLS AS PER KEY FINDINGS

**Table No. 01 List of Schools Not Received Food Grains to School Level Regularly**

SN	Name of the Schools
01.	UPS Bhalgarha
02.	NPS Pahargodda
03.	UPS Palan

**Table No. 02 List of Schools Not Received Cooking Cost Regularly**

SN	Name of the Schools	SN	Name of the Schools
01.	UPS Bhalgarha	06.	NPS Dugrupara
02.	PS Pakdih	07.	NPS Pahargodda
03.	UMS Sahna	08.	RMS Nagri
04.	UMS Budhudih	09.	UMS Asanjori
05.	UMS Phagudih		

**Table No. 03 List of Schools with Menu Not Displayed**

SN	Name of the Schools
01.	UPS DVC Tola
02.	PS Dhawatanr

**Table No. 04 List of Schools with Children Not Satisfied with Quality and Quantity of food**

SN	Name of the Schools	SN	Name of the Schools
01.	NPS Simul Bedia	11.	NPS Dugrupara
02.	UPS Bhalgara	12.	UPS Sarasbad
03.	UPS DVC Tola	13.	UPS Palajuri
04.	PS Pakdih	14.	PS Kalajora
05.	UMS Phagudih	15.	UMS Parsadpur
06.	UMS Srirampur	16.	UMS Inayatpur
07.	UMS Sarkheldih	17.	RMS Nagri
08.	UMS Duladih	18.	UPS Ghutbona
09.	GMS Budhudih	19.	UPS Palan
10.	NPS Pahargodda	20.	UPS Sangajuri

**Table No. 05 List of Schools Not Providing Supplementary Food**

SN	Name of the Schools	SN	Name of the Schools
01.	NPS Simul Bedia	08.	UPS Palajuri
02.	UPS Bhalgara	09.	PS Kalajora
03.	UPS DVC Tola	10.	UMS Parsadpur
04.	PS Pakdih	11.	UPS Ghutbona
05.	NPS Pahargodda	12.	UPS Palan
06.	NPS Dugrupara	13.	UPS Sangajuri
07.	UPS Sarasbad		

**Table No. 06 List of Schools with Remuneration Not Paid to Cooks/Helpers Regularly**

SN	Name of the Schools	SN	Name of the Schools
01.	UMS Phagudih	17.	UMS Inayatpur
02.	UMS Sahna	18.	RMS Nagri
03.	UMS Pandeydih	19.	RMS Nagri
04.	UMS Pandeydih	20.	AMS Khajuri
05.	UMS Pandeydih	21.	MS Shankarpur
06.	UMS Srirampur	22.	AMS Kundait
07.	UMS Sarkheldih	23.	UPS Ghutbona
08.	UMS Duladih	24.	UPS Palan
09.	GMS Budhudih	25.	UPS Sangajuri
10.	AMS Jamtara	26.	PS Dhawatanr
11.	NPS Pahargodda	27.	PS Dhawatanr
12.	NPS Dugrupara	28.	UMS Madhuban
13.	UPS Sarasbad	29.	UMS Kebaljuria
14.	UPS Palajuri	30.	UMS Asanjuri
15.	PS Kalajora	31.	MS Siyarketia
16.	UMS Parsadpur	32.	MS Panjunia

**Table No. 07 List of Schools with No Pucca Kitchen cum Storeroom**

SN	Name of the Schools	SN	Name of the Schools
01.	NPS Simul Bedia	07.	UMS Sarkheldih
02.	UPS Bhalgara	08.	GMS Budhudih
03.	PS Pakdih	09.	NPS Pahargodda
04.	UMS Phagudih	10.	NPS Dugrupara
05.	UMS Sahna	11.	UPS Sarasbad
06.	UMS Srirampur	12.	PS Kalajora

**Table No. 08 List of Schools with No Proper Safety and Hygiene**

SN	Name of the Schools	SN	Name of the Schools
01.	NPS Simul Bedia	02.	UPS DVC Tola

**Table No. 08 List of Schools with No Community Participation**

SN	Name of the Schools	SN	Name of the Schools
01.	NPS Simul Bedia	12.	RMS Nagri
02.	UPS Bhalgara	13.	RMS Nagri
03.	UPS DVC Tola	14.	MS Shankarpur
04.	PS Pakdih	15.	UPS Ghutbona
05.	UMS Phagudih	16.	UPS Palan
06.	UMS Duladih	17.	UPS Sangajuri
07.	NPS Pahargodda	18.	PS Dhawatanr
08.	NPS Dugrupara	19.	PS Dhawatanr
09.	UPS Sarasbad	20.	UMS Madhuban
10.	UPS Palajuri	21.	UMS Kebaljuria
11.	PS Kalajora		

## ANNEXURE

### List of Schools with DISE code visited by MI: District Deoghar

SN	Name of School	DISE Code	SN	Name of school	DISE Code
01.	UPS Gondardih	0332201	21.	MS Dahua	0207601
02.	UPS Kharwa	0330201	22.	MS Sarwan (G)	0200102
03.	PS Brijnathpur	0305001	23.	KGBV Sarwan	042069
04.	PS Rohini East	0323401	24.	UPS Tiurnagar	0112901
05.	PS Rohini (Sanskrit)	0321603	25.	PS Tapovan	0112302
06.	UMS Patardih	0325401	26.	PS Chauphal	0110701
07.	MS Old Mina Bazar	0301401	27.	UMS Bandha	0110901
08.	MS Old Mina Bazar	0301401	28.	UMS Kataun	0104501
09.	MS Chhattisi	0301101	29.	UMS Basbutia	0102801
10.	MS Jhaunsagarhi	0301001	30.	UMS Maheshmara	0128801
11.	GMS Kalyanpur	0300501	31.	UMS Dahijore	0112201
12.	KGBV Deoghar	42037	32.	UMS Kharagdiha	0102401
13.	UPS Mrigbandhi	0213501	33.	UMS Choupa	0102301
14.	UPS Bichgarha	022091	34.	MS Amgachhi	0100201
15.	UPS Khairkhuti	0214001	35.	A P Ghormara	0100903
16.	PS Barheta	0209201	36.	A P Ghormara	0100903
17.	PS Sarwan	0212401	37.	GMS Tapovan	0112301
18.	UMS Ramraidih	0209601	38.	GMS Ghormara	0100902
19.	UMS Ghorparas	0210201	39.	GMS Ghormara	0100902
20.	UMS Deopahri	0206201	40.	KGBV Mohanpur	0042038

### Name, Designations & Address of Persons Contacted: District Deoghar

SN	Name of Contact Person	Post	Address	Block	Contact No.
01	Manoj Kumar	HM	UPS Gondardih	Deoghar	92348-67470
02	Ranjit Pandit	HM	UPS Kharwa	Deoghar	95729-46372
03	Ms Manju Ghosh	HM	PS Brijnathpur	Deoghar	95701-63111
04	Babu Sahab Jha	HM	PS Rohini East	Deoghar	95766-32758
05	Ms Monika Dan	HM	PS Rohini (Sanskrit)	Deoghar	98019-77330
06	Pranay Kr Jha	HM	UMS Patardih	Deoghar	95071-89497
07	Dileep Kr. Dubey	HM	MS Old Mina Bazar	Deoghar	94317-82774
08	Ms.Sonali Sirkar	HM	MS Old Mina Bazar	Deoghar	92049-36032
09	Ajit Kumar Jha	HM	MS Chhattisi	Deoghar	98357-49634
10	Dinanath Jajwade	HM	MS Jhaunsagarhi	Deoghar	94313-84944
11	Mukund Jajwade	HM	GMS Kalyanpur	Deoghar	72509-82854
12	Ms Archna Kumari	Wdn	KGBV Deoghar	Deoghar	75490-06424
13	Sanjay Kr. Verma	HM	UPS Mrigbandhi	Sarwan	99395-91232
14	Maheshwar Mahto	HM	UPS Bichgarha	Sarwan	94701-07391
15	Sudhir Kr Yadav	HM	UPS Khairkhuti	Sarwan	96614-69539
16	Raghunath Pd Verma	HM	PS Barheta	Sarwan	94315-48814
17	Sanjay Kumar	HM	PS Sarwan	Sarwan	99736-66312
18	Brajraj Jajwade	HM	UMS Ramraidih	Sarwan	99393-63679
19	Subhas Chandra Das	HM	UMS Ghorparas	Sarwan	94315-48126
20	Abhay Kumar	HM	UMS Deopahri	Sarwan	94302-12905
21	Ashok Kr. Yadav	HM	MS Dahua	Sarwan	94319-44772

22	Ms Shobha Vawash	HM	MS Sarwan (G)	Sarwan	-----
23	Ms Pratima Kumari	Wdn	KGBV Sarwan	Sarwan	92795-30003
24	Deo Narayan Yadav	HM	UPS Tiurnagar	Mohanpur	91628-77924
25	Rajkumar Dubey	HM	PS Tapovan	Mohanpur	94313-70550
26	Ms Sangita Kumari	HM	PS Chauphal	Mohanpur	94301-80540
27	Uday Shankar Jha	HM	UMS Bandha	Mohanpur	92346-22662
28	Ramchandra Mandal	HM	UMS Kataun	Mohanpur	99315-65149
29	Sudhir Kr Yadav	HM	UMS Basbutia	Mohanpur	99736-03436
30	Ms Nirmala Mishra	HM	UMS Maheshmara	Mohanpur	92349-93404
31	Ms Meera Kumari	HM	UMS Dahijore	Mohanpur	91991-96860
32	Paras Mohan Jha	HM	UMS Kharagdiha	Mohanpur	93868-10486
33	Ms Renu K Singh	HM	UMS Choupa	Mohanpur	94717-70474
34	Jatadhar Jha	HM	MS Amgachhi	Mohanpur	92792-37556
35	Mahadeo Mandal	HM	A P Ghormara	Mohanpur	89699-70555
36	Mahadeo Mandal	HM	A P Ghormara	Mohanpur	89699-70555
37	Ramesh Ranjan Deo	HM	GMS Tapovan	Mohanpur	94705-80927
38	Mahendra Kishore	HM	GMS Ghormara	Mohanpur	99391-05883
39	Mahendra Kishore	HM	GMS Ghormara	Mohanpur	99391-05883
40	Ms Ranjana Kumari	Wdn	KGBV Mohanpur	Mohanpur	99736-66202

### List of Schools with DISE code visited by MI: District Godda

SN	Name of School	DISE Code	SN	Name of school	DISE Code
01.	UPS Nilkanthpur	1014401	21.	KGBV Godda	1010902
02.	UPS Halwai Tola	1011802	22.	MS Poraiyahat (B)	0510001
03.	PS Malini (G)	1003501	23.	MS Poraiyahat (B)	0510001
04.	PS Harlaltola	1005901	24.	MS Poraiyahat (B)	0510001
05.	PS Parsa	1011801	25.	MS Poraiyahat (G)	0500101
06.	PS Haripur Chakwa	1010503	26.	MS Poraiyahat (G)	0500101
07.	PS Molnakita	1003001	27.	KGBV Poraiyahat	0503803
08.	PS Nepura (G)	1003301	28.	UPS Darwaychak	0112501
09.	PS Haripur (G)	1006101	29.	UPS Rahimkita	0115301
10.	UMS Diyara	1003701	30.	PS Chonchak	0104101
11.	UMS Bhadrav	1004001	31.	PS Dakaita	0109001
12.	UMS Bhera	1006001	32.	UMS Beltiri	0102501
13.	UMS Gairwana	1003801	33.	UMS Beltiri	0102501
14.	UMS Chilauna	1004102	34.	UMS Samukita	0103801
15.	MS Malini	1011701	35.	UMS Balia	060102
16.	MS Simarda	1010001	36.	MS Bhanjpur	0109301
17.	GMS Galaphar	1003901	37.	MS Banar Chunwa	0110001
18.	UHS Haripur	1010501	38.	JJMS Mohanpur	0109401
19.	MS Godda (B)	1000216	39.	GMS Sarbhanga	0108701
20.	MS Gorhighat	1000210	40.	KGBV Mahagama	0107005

### Name, Designations & Address of Persons Contacted: District Godda

SN	Name of Contact Person	Post	Address	Block	Contact No.
01	Virendra K Mndal	HM	UPS Nilkanthpur	Godda	93042-18671
02	Ms Savita Devi	HM	UPS Halwai Tola	Godda	82926-78340
03	Ms Pratima Kumari	HM	PS Malini (G)	Godda	94307-09398

04	Ghanshyam Mahto	HM	PS Harlaltola	Godda	94317-24316
05	Ranjan Kr Thakur	HM	PS Parsa	Godda	94317-80717
06	Ms Maharani Devi	HM	PS Haripur Chakwa	Godda	93080-60908
07	Jainandan Thakur	HM	PS Molnakita	Godda	94705-78839
08	Praduman Kumar	HM	PS Nepura (G)	Godda	97716-96970
09	Manohar Pd Baidya	HM	PS Haripur (G)	Godda	94315-16508
10	Sudhir Kr Jha	HM	UMS Diyara	Godda	-----
11	Dileep Kumar	HM	UMS Bhadrav	Godda	99345-31138
12	Jaikishore Yadav	HM	UMS Bhera	Godda	88093-80820
13	Ms Gyanwati Devi	HM	UMS Gairwana	Godda	99313-34611
14	Janardan Mahamarik	HM	UMS Chilauna	Godda	94701-01725
15	Narottam Kr Thakur	HM	MS Malini	Godda	92631-18603
16	Vijay Kr Mandal	HM	MS Simarda	Godda	99341-58044
17	Premchand Manjhi	HM	GMS Galaphar	Godda	94301-68672
18	Umakant Panjiyara	HM	UHS Haripur	Godda	95462-94671
19	Kumudanand Thakur	HM	MS Godda (B)	Godda	-----
20	Shyam Sunder Yadav	HM	MS Gorhighat	Godda	-----
21	Ms Nilima Kumari	Wdn	KGBV Godda	Godda	94315-47104
22	Gopal Pathak	HM	MS Poraiyahat (B)	Poraiyahat	94307-25847
23	Gopal Pathak	HM	MS Poraiyahat (B)	Poraiyahat	94307-25847
24	Gopal Pathak	HM	MS Poraiyahat (B)	Poraiyahat	94307-25847
25	Mahadeo Das	HM	MS Poraiyahat (G)	Poraiyahat	93086-83661
26	Mahadeo Das	HM	MS Poraiyahat (G)	Poraiyahat	93086-83661
27	Ms Chanda Kumari	Wdn	KGBV Poraiyahat	Poraiyahat	99555-07182
28	Dinesh Kr Brahma	HM	UPS Darwaychak	Mahagama	95464-37347
29	Sanjay Kr. Jaisawal	HM	UPS Rahimkita	Mahagama	93041-34180
30	Md. Inayat Hussain	HM	PS Chonchak	Mahagama	99396-79434
31	Biwi Sazed	HM	PS Dakaita	Mahagama	92637-69631
32	Pradeep Kr Mishra	HM	UMS Beltiri	Mahagama	-----
33	Pradeep Kr Mishra	HM	UMS Beltiri	Mahagama	-----
34	Md. Abu Bakar	HM	UMS Samukita	Mahagama	99396-68540
35	Shiv Prasad Bhagat	HM	UMS Balia	Mahagama	94319-48753
36	Shiv Narayan Shah	HM	MS Bhanjpur	Mahagama	95041-95171
37	Md. Elias	HM	MS Banar Chunwa	Mahagama	99345-27996
38	Sapan Kr. Mandal	HM	JJMS Mohanpur	Mahagama	97716-10226
39	Md. Anwarul Haque	HM	GMS Sarbhanga	Mahagama	91627-99132
40	Neelam Kumari	Wdn	KGBV Mahagama	Mahagama	72505-28699

### List of Schools with DISE code visited by MI: District Sahibganj

SN	Name of School	DISE Code	SN	Name of school	DISE Code
01.	PS Purani Sahibganj	0100701	21.	UMS G'Pariharapur	0204301
02.	PS Purani Sahibganj	0100701	22.	UMS G'Pariharapur	0204301
03.	PS Chaiti Durga	0000014	23.	UMS Rangratola	0008401
04.	PS Rasulpur Dahla	0003503	24.	UMS Nayatola	0209501
05.	PS (Snkrt) Talbanna	0100203	25.	UMS Rangratola	0008401
06.	PS Banpartola	0100603	26.	UMS Gadra	0202002
07.	NCLP Mahadeoganj	0000023	27.	VSRMS Tetariya	0200103
08.	UMS Old Sahibganj	0100702	28.	MS Dhanwasa	0024101
09.	MS Krishnanagar	0101101	29.	MS Sriram Chowki	0205201

10.	MS Raibanna	0100504	30.	MS Mirza Chowki	0201201
11.	MS Bangla (B)	0001003	31.	KGBV Mandro	0206001
12.	MS Talab Road	0101008	32.	UMS Gauripur	0006801
13.	AMS Pokharia	0000103	33.	GMS (G) Borio	0006702
14.	RMS Sahibganj	0101006	34.	GMS (G) Borio	0006702
15.	Kamla Devi MS (G)	0000202	35.	MS Borio	0606703
16.	UHS Pokharia (G)	0100102	36.	MS Borio	0606703
17.	UGHS Nagarpalika	0101001	37.	MS Borio	0606703
18.	KGBV Sahibganj	0107801	38.	PS Babupur	0707801
19.	UPS Diyalpur	0209101	39.	UHS Phulbhanga	0702401
20.	PS Bangalia	0200301	40.	KGBV Borio	0608101

### Name, Designations & Address of Persons Contacted: District Sahibganj

SN	Name of Contact Person	Post	Address	Block	Contact No.
01	Ms Meena Kumari	HM	PS Purani Sahibganj	Sahibganj	90979-79892
02	Ms Meena Kumari	HM	PS Purani Sahibganj	Sahibganj	90979-79892
03	Nirmal Kr Tripathi	HM	PS Chaiti Durga	Sahibganj	80027-01328
04	Suresh Pd Sharma	HM	PS Rasulpur Dahla	Sahibganj	95040-64139
05	Ms Kranti Devi	HM	PS (Snkrt) Talbanna	Sahibganj	96088-48909
06	Ms Krishna Kumari	HM	PS Banpartola	Sahibganj	95726-48008
07	Ms Regina Sahani	HM	NCLP Mahadeoganj	Sahibganj	99318-79202
08	Ratan Kumar Rajak	HM	UMS Old Sahibganj	Sahibganj	77395-64522
09	Ms Awantika Mishra	HM	MS Krishnanagar	Sahibganj	92799-81167
10	Ms Renu Kumari	HM	MS Raibanna	Sahibganj	94319-09496
11	Sudhakar Prasad Rai	HM	MS Bangla (B)	Sahibganj	99315-41532
12	Deep Narayan Paswan	HM	MS Talab Road	Sahibganj	76779-70968
13	Ms Ahilya Saha	HM	AMS Pokharia	Sahibganj	94313-17500
14	Ms Meera Kumari	HM	RMS Sahibganj	Sahibganj	95469-86669
15	Rajkishore Pd Sharma	HM	Kamla Devi MS (G)	Sahibganj	80027-01436
16	Ms Manju K Manoj	HM	UHS Pokharia (G)	Sahibganj	82923-70105
17	Ms Preeti Kumari	HM	UGHS Nagarpalika	Sahibganj	95726-48148
18	Ms Nutan Kumari	Wdn	KGBV Sahibganj	Sahibganj	96617-26224
19	Ms Noorjehan Khatoon	HM	UPS Diyalpur	Mandro	91627-97862
20	Ms Kumari HeeraMuni	HM	PS Bangalia	Mandro	95072-39617
21	Patwari Soren	Wdn	UMS G'Pariharapur	Mandro	99559-49246
22	Patwari Soren	HM	UMS G'Pariharapur	Mandro	99559-49246
23	Virendra Thakur	HM	UMS Rangratola	Mandro	98016-46411
24	Sushant Kumar Mandal	HM	UMS Nayatola	Mandro	99554-74438
25	Virendra Thakur	HM	UMS Rangratola	Mandro	98016-46411
26	Md Chand Ansari	HM	UMS Gadra	Mandro	91627-97862
27	Md Quadrat Ali Ansari	Wdn	VSRMS Tetariya	Mandro	99559-23121
28	Ms Punam Devi	HM	MS Dhanwasa	Mandro	99554-81105
29	Wazir Ahmad	HM	MS Sriram Chowki	Mandro	----
30	Amarnath Mishra	HM	MS Mirza Chowki	Mandro	-----
31	Ms Barnali Saha	Wdn	KGBV Mandro	Mandro	88095-28890
32	Rajendra Das	HM	UMS Gauripur	Borio	76778-87550
33	Ms Jaishree Gupta	HM	GMS (G) Borio	Borio	94301-68895
34	Ms Pancha Devi	HM	GMS (G) Borio	Borio	94301-68895



35	Vikramaditya Mehra	HM	MS Borio	Borio	98359-72823
36	Vikramaditya Mehra	HM	MS Borio	Borio	98359-72823
37	Vikramaditya Mehra	HM	MS Borio	Borio	98359-72823
38	Devi Chandra Tudu	HM	PS Babupur	Barhait	87865-45551
39	Vinod Vincent Murmu	HM	UHS Phulbhanga	Barhait	94705-12413
40	Ms Manju K Bhagat	Wdn	KGBV Borio	Borio	94703-83248

### List of Schools with DISE code visited by MI: District Pakur

SN	Name of School	DISE Code	SN	Name of school	DISE Code
01.	PS Baganpara	1001301	21.	MS Tarapur	0905701
02.	PS Talbadang	1002101	22.	KGBV Ghagharjani	0905402
03.	PS Deopur	1000602	23.	PS Taljhari	1111101
04.	UMS Sonajori	1001001	24.	UMS Nawadih	1100701
05.	UMS Hiranandpur	1000601	25.	UMS Nawadih	1100701
06.	UMS Kalikapur	1002701	26.	UMS Saulapur	1103901
07.	MS Dhanushpuja	1006701	27.	UMS Kathalpara	1102301
08.	MS Dhanushpuja	1006701	28.	MS (B) Litipara	1106301
09.	Adarsh Biltu MS	1006701	29.	UMS Rodgo	1102601
10.	MS Harindanga	1006801	30.	UMS Rodgo	1102601
11.	KGBV Pakur	1006803	31.	MS (G) Litipara	1106302
12.	PS Tursadih	0901001	32.	UMS Jobodih	1107201
13.	PS Tursadih	0901001	33.	UMS Ranga	1110201
14.	UMS Hathkathi (U)	0902902	34.	UMS Ranga	1110201
15.	UMS Ghagharjani	0905401	35.	UMS Madhuban	1104001
16.	UMS (G) Hiranpur	0905801	36.	PS Saharghati	1204501
17.	MS Hiranpur	0905901	37.	UMS Kalajore	01011
18.	MS Hiranpur	0905901	38.	MS Paderkola	1200603
19.	MS Hiranpur	0905901	39.	MS Paderkola	1200603
20.	MS Tarapur	0905701	40.	KGBV Litipara	1106305

### Name, Designations & Address of Persons Contacted: District Pakur

SN	Name of Contact Person	Post	Address	Block	Contact No.
01	Ambika Sen	HM	PS Baganpara	Pakur	93349-55933
02	Ms Dorothy Soren	HM	PS Talbadang	Pakur	99550-95935
03	Liyakat Ali	HM	PS Deopur	Pakur	96618-07491
04	Ms Cecilia Soren	HM	UMS Sonajori	Pakur	96311-50263
05	Ms Baby Kumari	HM	UMS Hiranandpur	Pakur	94317-79138
06	Ms Punam Mishra	HM	UMS Kalikapur	Pakur	89694-93636
07	Ms Phulkumari	HM	MS Dhanushpuja	Pakur	91628-17808
08	Ms Phulkumari	HM	MS Dhanushpuja	Pakur	91628-17808
09	Abdul Azeez	HM	Adarsh Biltu MS	Pakur	94300-23002
10	Ms Arpana Mandal	HM	MS Harindanga	Pakur	93321-96427
11	Ms. Roselin Hansda	Wdn	KGBV Pakur	Pakur	94709-82698
12	S. Jha	HM	PS Tursadih	Hiranpur	80024-54650
13	S. Jha	HM	PS Tursadih	Hiranpur	80024-54650
14	Ms. Nibha Biswas	HM	UMS Hathkathi (U)	Hiranpur	82940-60902
15	Shyam Sundar Saha	HM	UMS Ghagharjani	Hiranpur	89695-72454
16	Dweet Pandey	HM	UMS (G) Hiranpur	Hiranpur	94139-83854

17	Prahlad Bhagat	HM	MS Hiranpur	Hiranpur	94313-06999
18	Prahlad Bhagat	HM	MS Hiranpur	Hiranpur	94313-06999
19	Prahlad Bhagat	HM	MS Hiranpur	Hiranpur	94313-06999
20	Vijay Kumar	HM	MS Tarapur	Hiranpur	95464-83273
21	Vijay Kumar	HM	MS Tarapur	Hiranpur	95464-83273
22	Ms Pinky N. Hansdak	Wdn	KGBV Ghagharjani	Hiranpur	82715-74036
23	Ms Shanti Devi	HM	PS Taljhari	Litipara	-----
24	Ms Basanti Murmu	HM	UMS Nawadih	Litipara	89874-33464
25	Ms Basanti Murmu	HM	UMS Nawadih	Litipara	89874-33464
26	Paika Kisku	HM	UMS Saulapur	Litipara	98014-69336
27	Parasnath Gupta	HM	UMS Kathalpara	Litipara	94317-78422
28	Stephan Marandi	HM	MS (B) Litipara	Litipara	92045-13208
29	Jamin Tudu	HM	UMS Rodgo	Litipara	94307-43630
30	Jamin Tudu	HM	UMS Rodgo	Litipara	94307-43630
31	Ms Ruth Marandi	HM	MS (G) Litipara	Litipara	94703-40171
32	Ms Margrete Tudu	HM	UMS Jobodih	Litipara	94709-97445
33	Javed Iqubal	HM	UMS Ranga	Litipara	84347-31709
34	Javed Iqubal	HM	UMS Ranga	Litipara	84347-31709
35	Ms Philomina Tudu	HM	UMS Madhuban	Litipara	84342-47484
36	Ms Erika Marandi	HM	PS Saharghati	Amrapara	89868-48263
37	Navnikant Mandal	HM	UMS Kalajore	Amrapara	90067-60760
38	Ms Panmuni Marandi	HM	MS Paderkola	Amrapara	92634-90158
39	Ms Panmuni Marandi	HM	MS Paderkola	Amrapara	92634-90158
40	Ms Flora Linda	Wdn	KGBV Litipara	Litipara	94709-86303

### List of Schools with DISE code visited by MI: District Dumka

SN	Name of School	DISE Code	SN	Name of school	DISE Code
01.	PS Rasikpur H'tola	0128103	21.	UPS Hethrengni	0413001
02.	PS Thana Road (U)	0128802	22.	UMS Rengni	0431901
03.	PS Bandarjori Mission	0128401	23.	UMS Jaratikar	0413801
04.	PS Badarjori	0102401	24.	UMS Asanjore	0401401
05.	PS Mahuadangal	011801	25.	UMS Silanda	0429101
06.	KKMS Dumka	0128507	26.	AMS (B) Jama	0413202
07.	RHMS Dudhani	0114701	27.	KGBV Jama	0401702
08.	MS Lakhikundi	0118101	28.	NPS Manraidih	0321801
09.	AMS Gandhinagar	0128301	29.	PS Cholitanr	0301801
10.	LBSMS Dumka	0129401	30.	PS Haroraidih	0313501
11.	SRKAMS Dumka	0117401	31.	PS Sidpahari II	0329001
12.	SRKAMS Dumka	0117401	32.	UMS Bhangahir	0305601
13.	KGBV Dumka	0100102	33.	UMS Jhiluwa	0315101
14.	NPS Jarpura	0414101	34.	MS (G) Masalia	0321901
15.	NPS Kurman	0417901	35.	UMS Taldangal	0330601
16.	PS Sugnibad	0429801	36.	UMS Kalipathar	0315701
17.	PS Mahulbana	0420801	37.	UMS Pahargora	0323901
18.	PS Kolhua	0417001	38.	MS Dalahi	0331701
19.	UPS Radotola	0423302	39.	MS Dalahi	0331701
20.	PS Sejakora	0428301	40.	KGBV Masalia	0315901

### Name, Designations & Address of Persons Contacted: District Dumka

SN	Name of Contact Person	Post	Address	Block	Contact No.
01	Siraram Chaudhri	HM	PS Rasikpur H'tola	Dumka	94317-20107
02	Ms Sitara Khatun	HM	PS Thana Road (U)	Dumka	-----
03	Ms Snehlata Murmu	HM	PS Bandarjori Mission	Dumka	80023-19336
04	Ms Rekha Das	HM	PS Badarjori	Dumka	99393-04717
05	Ms Sarita Kumari	HM	PS Mahuadangal	Dumka	99739-72983
06	Ms Chandra Mahali	HM	KKMS Dumka	Dumka	99737-62593
07	Vikas Chandra Mandal	HM	RHMS Dudhani	Dumka	89695-77622
08	Amarnath Pramanik	HM	MS Lakhikundi	Dumka	99391-83125
09	Ms Bharti Sharma	HM	AMS Gandhinagar	Dumka	94311-64885
10	Ms Arunima N Sen	HM	LBSMS Dumka	Dumka	90978-08577
11	Jiwan Pd Shah	HM	SRKAMS Dumka	Dumka	94701-01428
12	Jiwan Pd Shah	HM	SRKAMS Dumka	Dumka	94701-01428
13	Ms Ranjana Dutta	Wdn	KGBV Dumka	Dumka	94701-30476
14	Ms Sunila Murmu	HM	NPS Jarpura	Jama	99051-84523
15	Ms Minilata Marandi	HM	NPS Kurman	Jama	89695-20586
16	Sushil Marandi	HM	PS Sugnibad	Jama	95464-46959
17	Praful Kr Mandal	HM	PS Mahulbana	Jama	90978-41771
18	Kailash Madar	HM	PS Kolhua	Jama	80831-83104
19	Ms Anita Soren	HM	UPS Radotola	Jama	89696-66644
20	Ms Lily Tudu	HM	PS Sejakora	Jama	99737-64580
21	Ms Rita Devi	HM	UPS Hethrengni	Jama	96612-38930
22	Ashish Ranjan Bharti	HM	UMS Rengni	Jama	97718-28085
23	Manikant Layak	HM	UMS Jaratkar	Jama	94313-19506
24	Haradhan Jhandar	HM	UMS Asanjore	Jama	94303-55366
25	Ms Subhadra Singh	HM	UMS Silanda	Jama	93866-96094
26	Deepak Kr Singh	HM	AMS (B) Jama	Jama	93343-23029
27	Ms Alisa Tudu	Wdn	KGBV Jama	Jama	94705-74268
28	Ms Malti Soren	HM	NPS Manraidih	Masalia	89867-52700
29	Kistu Murmu	HM	PS Cholitnr	Masalia	94709-20704
30	Gopal Pd Singh	HM	PS Haroraidih	Masalia	94705-26429
31	Balak Chandra Mandal	HM	PS Sidpahari II	Masalia	85212-36448
32	Jagannath Pandit	HM	UMS Bhangahir	Masalia	94307-09703
33	Arjun Pd Mahto	HM	UMS Jhiluwa	Masalia	94313-10576
34	Dinesh Kr Hembrom	HM	MS (G) Masalia	Masalia	94307-48914
35	Balram Roy	HM	UMS Taldangal	Masalia	94301-81628
36	Ms Anita Soren	HM	UMS Kalipathar	Masalia	88099-39610
37	Dinesh Kr Hembrom	HM	UMS Pahargora	Masalia	94307-48914
38	Ms Shobha Yadav	HM	MS Dalahi	Masalia	82926-74943
39	Ms Shobha Yadav	HM	MS Dalahi	Masalia	82926-74943
40	Ms Seema Rani Dutta	Wdn	KGBV Masalia	Masalia	94717-73353

### List of Schools with DISE code visited by MI: District Jamtara

SN	Name of School	DISE Code	SN	Name of school	DISE Code
01.	NPS Simul Bedia	1134301	21.	UMS Parsadpur	1422301
02.	UPS Bhalgara	0113701	22.	UMS Inayatpur	1412101
03.	UPS DVC Tola	1141901	23.	RMS Nagri	1439501
04.	PS Pakdih	1117901	24.	RMS Nagri	1439501

05.	UMS Phagudih	1118601	25.	AMS Khajuri	1440001
06.	UMS Sahna	1126202	26.	MS Shankarpur	1423701
07.	UMS Pandeydih	1126401	27.	AMS Kundait	1417401
08.	UMS Pandeydih	1126401	28.	KGBV Kundait	1417407
09.	UMS Pandeydih	1126401	29.	UPS Ghutbona	1341901
10.	UMS Srirampur	1127301	30.	UPS Palan	1338001
11.	UMS Sarkheldih	1126801	31.	UPS Sangajuri	1345901
12.	UMS Duladih	1109501	32.	PS Dhawatanr	130901
13.	GMS Budhudih	1104201	33.	PS Dhawatanr	130901
14.	AMS Jamtara	9110163	34.	UMS Madhuban	1321401
15.	KGBV Jamtara	1109902	35.	UMS Kebaljuria	1317201
16.	NPS Pahargodda	1439501	36.	UMS Asanjuri	1335201
17.	NPS Dugrupara	1410601	37.	MS Siyarketia	1332301
18.	UPS Sarasbad	1432901	38.	MS Panjunia	1327201
19.	UPS Palajuri	1439801	39.	UHS Debjore	1308901
20.	PS Kalajora	1427701	40.	KGBV Nala	1324207

### Name, Designations & Address of Persons Contacted: District Jamtara

SN	Name of Contact Person	Post	Address	Block	Contact No.
01	Gopal Mahto	HM	NPS Simul Bedia	Jamtara	91358-69184
02	Ms Mamta Rana	HM	UPS Bhalgara	Jamtara	96312-86238
03	Jiten Pandit	HM	UPS DVC Tola	Jamtara	91627-67407
04	Sanjay Das	HM	PS Pakdih	Jamtara	93046-74843
05	Tuntun Das	HM	UMS Phagudih	Jamtara	92042-28636
06	Ms Gita Rani Roy	HM	UMS Sahna	Jamtara	96083-89919
07	Sahdeo Roy	HM	UMS Pandeydih	Jamtara	92790-43545
08	Sahdeo Roy	HM	UMS Pandeydih	Jamtara	92790-43545
09	Sahdeo Roy	HM	UMS Pandeydih	Jamtara	92790-43545
10	Ms Minoti Pal	HM	UMS Srirampur	Jamtara	94701-01539
11	Ms Renuka Chakravarti	HM	UMS Sarkheldih	Jamtara	88770-75089
12	Maha Pd Dutta	HM	UMS Duladih	Jamtara	94313-11417
13	Ms Bilkisun Nisha	HM	GMS Budhudih	Jamtara	93048-89096
14	Salil Khan	HM	AMS Jamtara	Jamtara	-----
15	Ms Manju Rani	Wdn	KGBV Jamtara	Jamtara	98351-36248
16	Sitaram Hemrom	HM	NPS Pahargodda	Kundait	80849-90510
17	Bipan Bauri	HM	NPS Dugrupara	Kundait	94301-67519
18	Gungra Murmu	HM	UPS Sarasbad	Kundait	96096-80154
19	Ms Chaitali Chakravarty	HM	UPS Palajuri	Kundait	93862-09970
20	KrishnaChandra Rajak	HM	PS Kalajora	Kundait	96932-78720
21	Basudeo Hansda	HM	UMS Parsadpur	Kundait	96081-89992
22	Paresh Chandra Gorain	HM	UMS Inayatpur	Kundait	94301-81855
23	Nadiya Bihari Mandal	HM	RMS Nagri	Kundait	94319-82743
24	Nadiya Bihari Mandal	HM	RMS Nagri	Kundait	94319-82743
25	Ms Subhadra Rani Saha	HM	AMS Khajuri	Kundait	97757-04293
26	Jaminikant Mandal	HM	MS Shankarpur	Kundait	82923-32735
27	Sapan Tatar	HM	AMS Kundait	Kundait	-----
28	Ms Archana Lakra	Wdn	KGBV Kundait	Kundait	95076-55605
29	Ms Aparna Banerjee	HM	UPS Ghutbona	Nala	96081-55454

30	Ms Suchna Mandal	HM	UPS Palan	Nala	93084-85546
31	Prabhat Kr Mandal	HM	UPS Sangajuri	Nala	93043-09947
32	Ms Purnima Ghosh	HM	PS Dhawatanr	Nala	96932-79353
33	Ms Purnima Ghosh	HM	PS Dhawatanr	Nala	96932-79353
34	Rajendra Pd Mandal	HM	UMS Madhuban	Nala	93049-46165
35	Kritnarayan Yadav	HM	UMS Kealjurja	Nala	89691-12548
36	Nil Madhav Das	HM	UMS Asanjuri	Nala	99051-53886
37	Ms Sumitra Mandal	HM	MS Siyarketia	Nala	91223-08871
38	Jay Gopal Dey	HM	MS Panjunia	Nala	94319-46095
39	Nimay Chandra Layak	HM	UHS Debjore	Nala	98359-34955
40	Ms Rashmi Kumari	Wdn	KGBV Nala	Nala	94727-55348